


TRG500V

S E R I E S

6W SWITCHING ADAPTER



Features

- Universal Input Range 90~264VAC
- Meets EN55022 Class B and CISPR/FCC Class B
- Continuous Short Circuit Protection
- Over Voltage Protection
- Meet CEC & ErP Level V (Output Cable Length \leq 1800mm)

Ordering information

TRG5XX - Model No	X - AC Plug Type	XX - DC Plug Type	X - OVP	XX - DC Cable Length and Type
	A : USA 2 Pin E : Europe 2 Pin U : British 3 Pin S : Australia 2 Pin	* Please see Page 243 for more detailed descriptions	E: With OVP	01 : 720mm 02 : 1220mm 03 : 1800mm 11 : 720mm with Ferrite Core 12 : 1220mm with Ferrite Core 13 : 1800mm with Ferrite Core * 20AWG / UL2468

MODEL	OUTPUT VOLTAGE	OUTPUT CURRENT	RIPPLE & NOISE NOTE 2	VOLTAGE ACCURACY NOTE 1	LINE REGULATION NOTE 3	LOAD REGULATION NOTE 4	%EFF. (Typ.) NOTE 5
TRG501-15V	15 V	400 mA	1%	$\pm 3\%$	$\pm 1\%$	$\pm 2\%$	68%
TRG501V	12 V	500 mA	1%	$\pm 3\%$	$\pm 1\%$	$\pm 2\%$	68%
TRG502V	10 V	600 mA	1%	$\pm 3\%$	$\pm 1\%$	$\pm 2\%$	68%
TRG503V	9 V	650 mA	1%	$\pm 3\%$	$\pm 1\%$	$\pm 2\%$	68%
TRG506V	8 V	650 mA	1%	$\pm 3\%$	$\pm 1\%$	$\pm 3\%$	67%
TRG507V	7.5 V	650 mA	1%	$\pm 3\%$	$\pm 1\%$	$\pm 3\%$	67%
TRG508V	7.0 V	650 mA	1%	$\pm 3\%$	$\pm 1\%$	$\pm 3\%$	67%
TRG510V	6.5 V	650 mA	1%	$\pm 3\%$	$\pm 1\%$	$\pm 3\%$	67%
TRG511-1V	6.0 V	1000 mA	1%	$\pm 3\%$	$\pm 1\%$	$\pm 4\%$	67%
TRG513-1V	5.0 V	1200 mA	1%	$\pm 3\%$	$\pm 1\%$	$\pm 4\%$	66%

Specifications

INPUT SPECIFICATIONS:

Voltage90~264Vac
 Frequency 50 to 60Hz
 Input Current 0.5A max.
 Inrush Current Cold start@25°C 50A max. @240Vac
 Leakage Current 0.25mA max.

OUTPUT SPECIFICATIONS:

Holdup Time 10ms typ. @115Vac
 Short Circuit Protection Continuous(Auto Recovery)
 Over Voltage Protection Yes
 Temperature Coefficient $\pm 0.05\%/^{\circ}\text{C}$

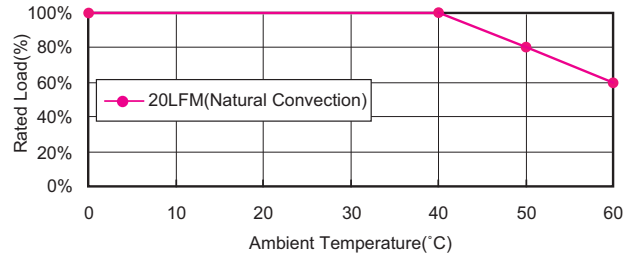
GENERAL SPECIFICATIONS:

Isolation Input to output = 4,242VDC
 Operating Temperature $0^{\circ}\text{C}\sim 60^{\circ}\text{C}$ (see derating curve)
 Storage Temperature $-20\sim 85^{\circ}\text{C}$
 Humidity 93% RH max. Non condensing
 Cooling Natural Convection
 Switching Frequency 87kHz
 MTBF MIL-HDBK-217F, GB, at $25^{\circ}\text{C}/115\text{VAC}$ 200K hrs min.
 Altitude 2000m
 Dimensions 2.835x2.047x1.378 inches (72.00x52.00x35.00 mm)
 Weight 135g (0.30Pounds)

SAFETY AND EMC:

Emission and ImmunityEN55022 Class B, FCC Part15 Class B
 EN61000-6-3, EN61000-3-2, EN61000-3-3
 EN55024, EN61204-3, EN61000-6-1
 SafetyIEC60950-1, EN60950-1, UL60950-1

TRG500V Series Derating Curve



NOTE:

- Voltage accuracy at 60% full load.
- Add a 0.1 μF ceramic capacitor and a 10 μF E.L. capacitor to output for Ripple & Noise measurement @20MHz BW.
- Line regulation measured from 100Vac to 240Vac, full load.
- Load regulation measured from 60% to full load and from 60% to 20% load (60% +/- 40% load).
- Typical efficiency at 230 VAC and full load 25°C .
- "Various TR series adapters are PSE certified. PSE certification alone is not sufficient for importation into Japan. A valid PSE mark must contain the name of the registered importer must be supplied to Cincon on order placement. Product labels will not contain PSE mark if importer name is not supplied. Consult factory or local representative for details".



Mechanical Specification

All Dimensions In Inches(mm)
 Tolerance Inches: x.xxx= ± 0.02
 Millimeters: x.xx= ± 0.5

FIG.A

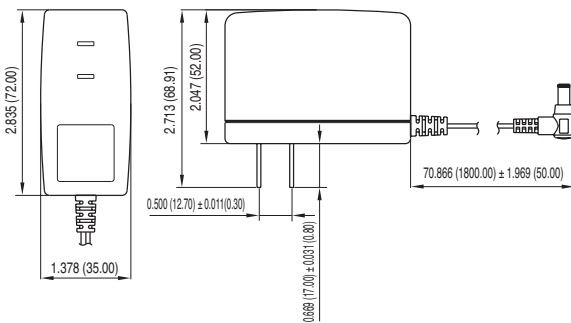


FIG.E

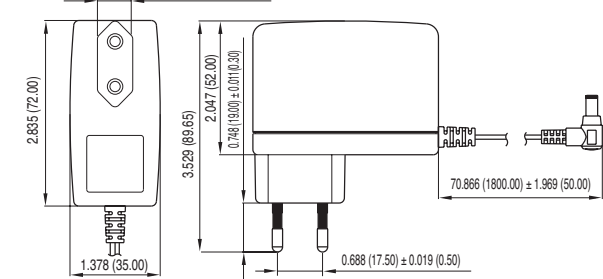


FIG.S

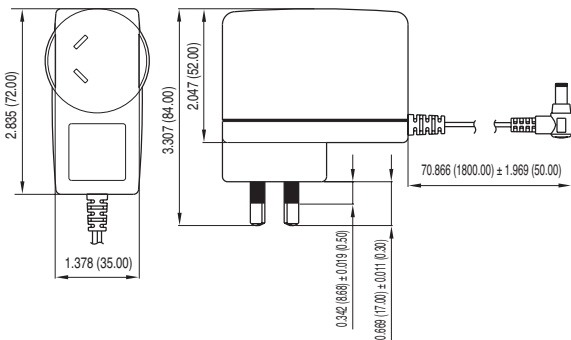


FIG.U

