

High Power Solid-State LED Light Source

LUSTRON V2

Introduction

For a brighter solid-state light source, **LUSTRON V2** is an energy-efficient building block generating enough light outputs suitable for most applications in lighting field. **LUSTRON V2** offers the best solid-state light source and you might realize your modern ideas of lightings.

LUSTRON V2, available in Star configuration, provides the best possible performance with lifetime longer than 30,000 hours*. With a nominal correlated color temperature of 2500~3250K for Warm White, , 3250~4750K for Neutral White, and 4750~10000K for Cool White, similar to conventional indoor and outdoor light source, **LUSTRON V2** is particularly designed for architects and commercial lighting designers.

*Note1: To optimize product performance and lifetime, constant DC at indicated forward current and T_b less than 50°C should be applied.

LUSTRON V2

LUSTROUS[®]

GREEN TECHNOLOGY OF LIGHTINGS

LUSTRON V2 Part Number Matrix

Table.1

Color	P/N
Warm White (2700K)	NHH105CLC0R
Neutral White (4000K)	NHH105MWC0R
Cool White (5700K)	NHH105NWC0R

LUSTRON V2 Material

Chip Material	GaN Base
---------------	----------

LUSTRON V2 Chips Array

4 Chips Array

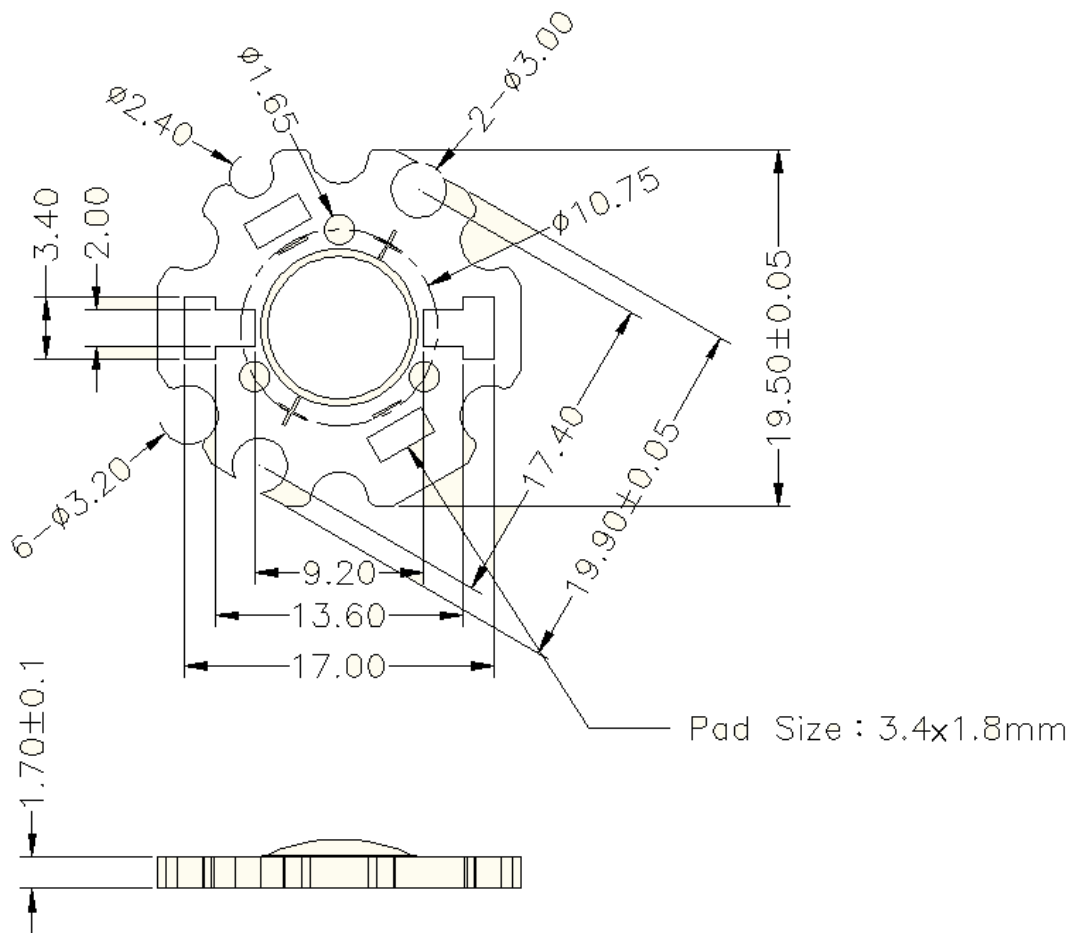
LUSTRON V2

LUSTROUS[®]

GREEN TECHNOLOGY OF LIGHTINGS

Mechanical Dimensions

LUSTRON V2



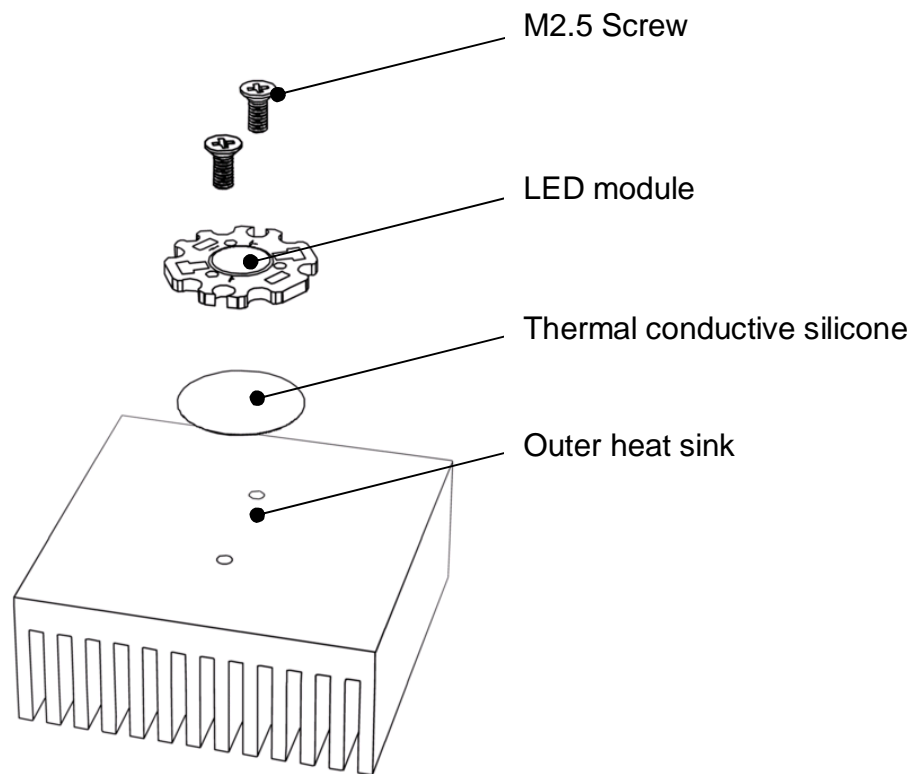
Note: Drawing not to scale. All dimensions are in millimeters.

LUSTRON V2

LUSTROUS[®]

GREEN TECHNOLOGY OF LIGHTINGS

Recommended installation screw pitch



Warning:

Do not touch the lighting area during handling and assembling.

LUSTRON V2

LUSTROUS[®]

GREEN TECHNOLOGY OF LIGHTINGS

Flux Characteristics at 700mA, Junction Temperature T_j = 25⁰C

Table.2

Color	Minimum Luminous Flux (lm)	Typical Luminous Flux (lm)
Warm White (2700K)	140 lm	180 lm
Neutral White (4000K)	170 lm	215 lm
Cool White (5700K)	200 lm	240 lm

Note1: Luminous flux is measured in total power with tolerable errors of 10%. Minimum luminous flux performance guaranteed within published operating conditions.

Note2: Higher luminous flux will become available in the near future.

Optical Characteristics

Table.3

Color	λ _d (nm) or CCT (K)			Viewing Angle (degrees)	CRI
	Min	Typ	Max		
Warm White	2500K	2700K	3250K	~120	75
Neutral White	3250K	4000K	4750K		
Cool White	4750K	5700K	10000K		

Note1: CRI value is measured with tolerable errors of 10%.

LUSTRON V2

LUSTROUS[®]

GREEN TECHNOLOGY OF LIGHTINGS

Electrical Characteristics

Table.4

Color	Forward Voltage (V) for 700mA forward current		
	Min	Typ	Max
Warm White			
Neutral White	6.5	7.0	7.5
Cool White			

Note1: Lustrous Technology allows a tolerance of each LED for voltage measurements.

Note2: Measurements are taken under each nominal forward current.

Absolute Maximum Ratings

Table.5

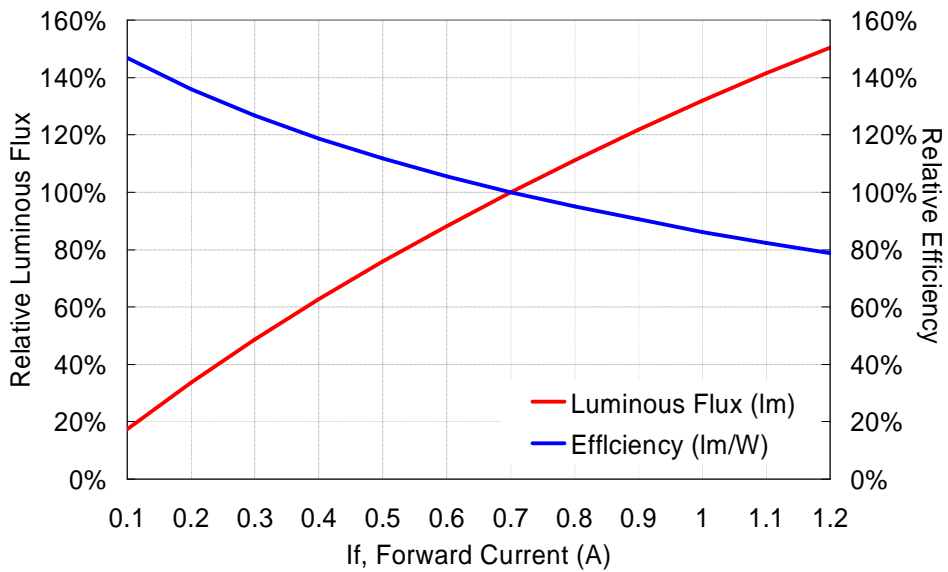
Parameters	For 700mA forward current	
	Warm White/ Neutral White/ Cool White	
Advised DC Forward Current (mA)	700	
Max. DC Forward Current (mA)	1200	
LED Junction Temperature (°C)	< 125	
ESD Sensitivity	+/- 4kV (HBM)	
Thermal Resistance (°C/W)	~5	
Operating Temperature (°C)	-25 ~ +85	
Storage Temperature (°C)	-40 ~ +100	
Soldering Temperature (°C)	260 (duration should be less than 5 seconds)	

Note1: Proper current operating must be observed to maintain junction temperature below the maximum.

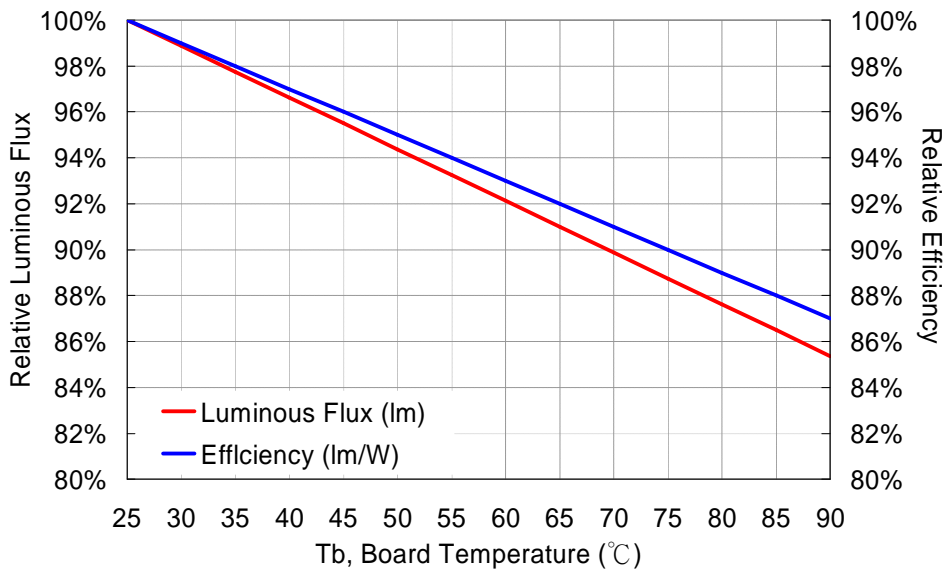
LUSTRON V2

LUSTROUS[®]
GREEN TECHNOLOGY OF LIGHTINGS

Relative Intensity vs. Current (T_j = 25°C)



Photometric Output vs. Board Temperature (If = 700mA)



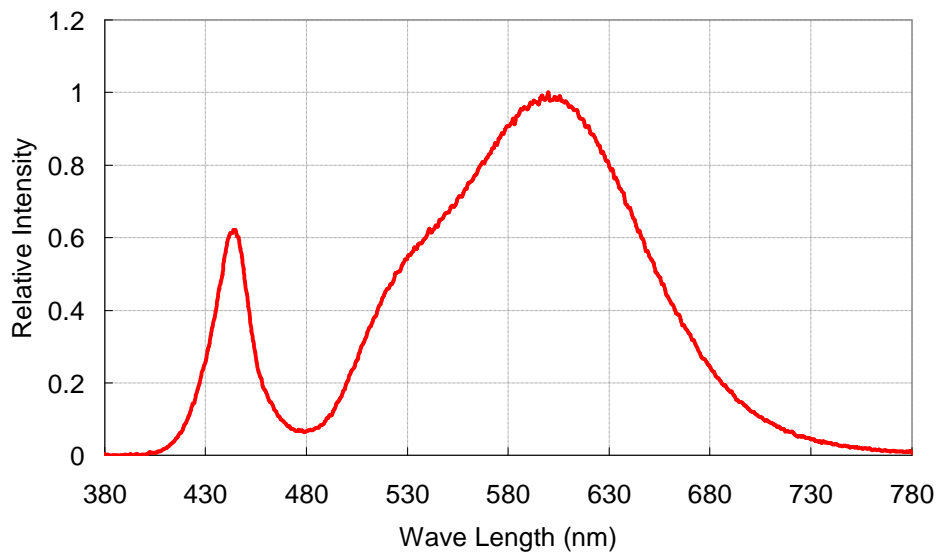
LUSTRON V2

LUSTROUS[®]

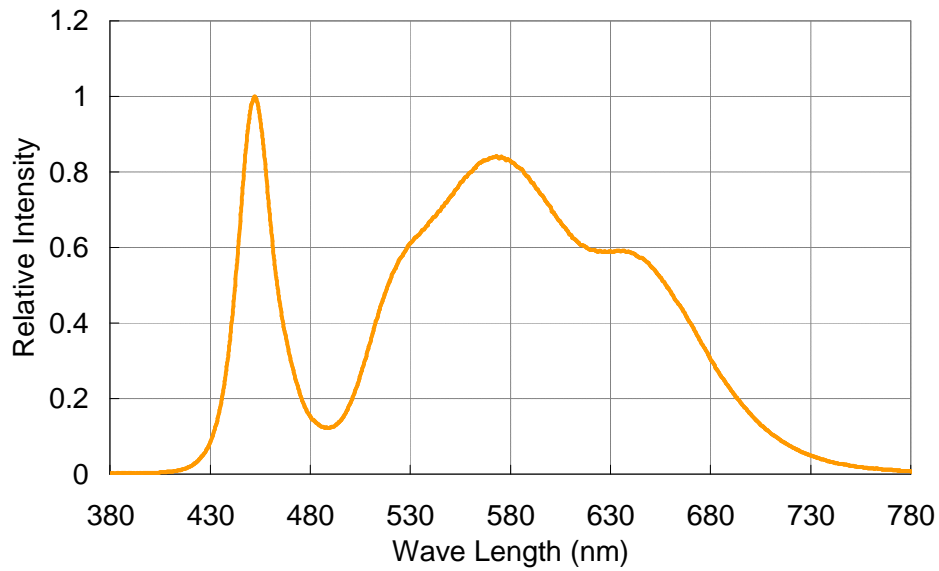
GREEN TECHNOLOGY OF LIGHTINGS

Relative Spectral Power

Warm White (2700K)



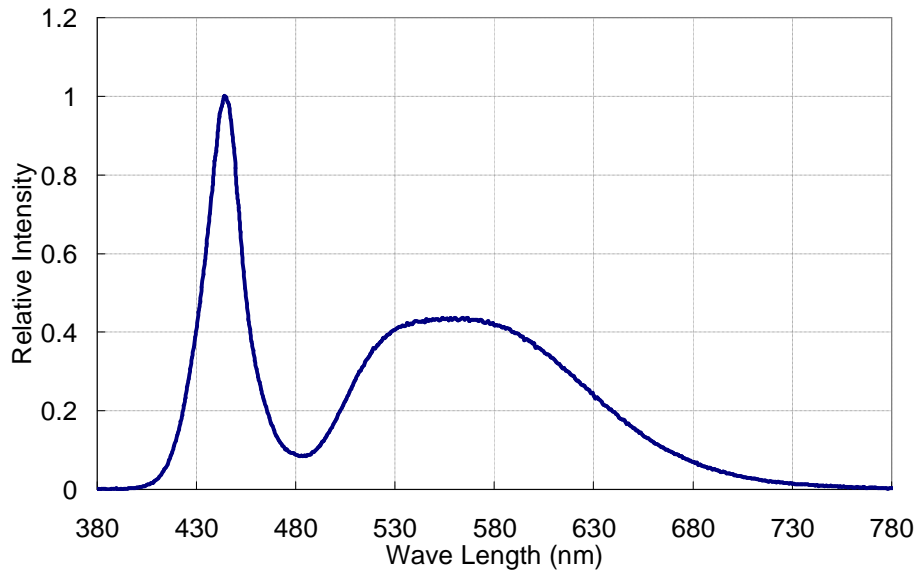
Neutral White (4000K)



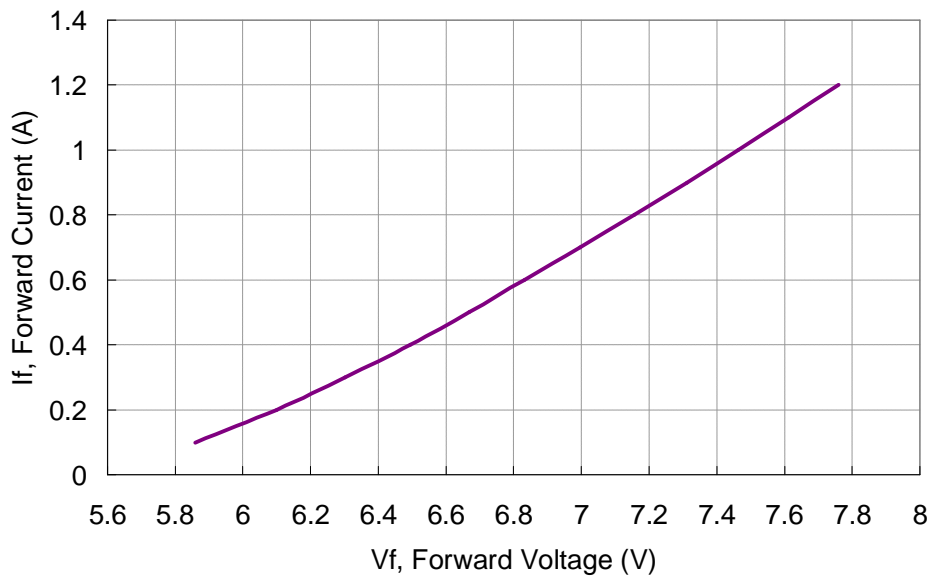
LUSTRON V2

LUSTROUS[®]
GREEN TECHNOLOGY OF LIGHTINGS

Cool White (5700K)

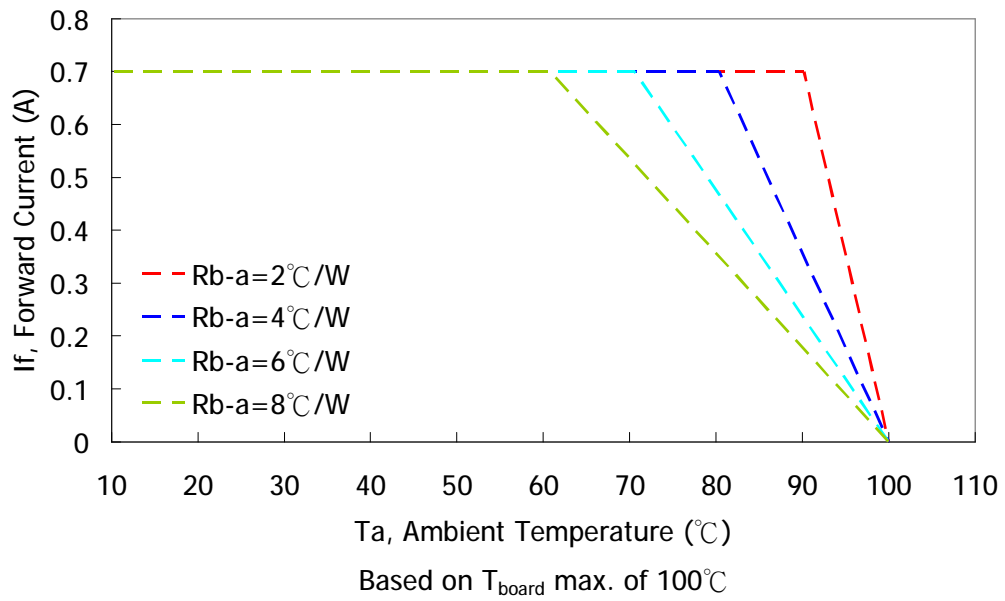


Forward Voltage vs. Current (T_j = 25°C)

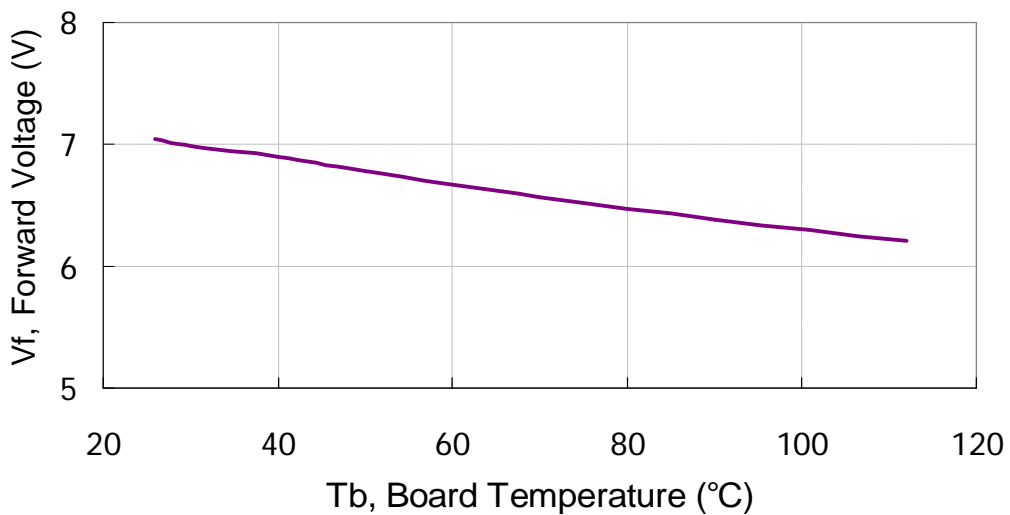


LUSTRON V2

Operating Curve (Max. permissible forward current)

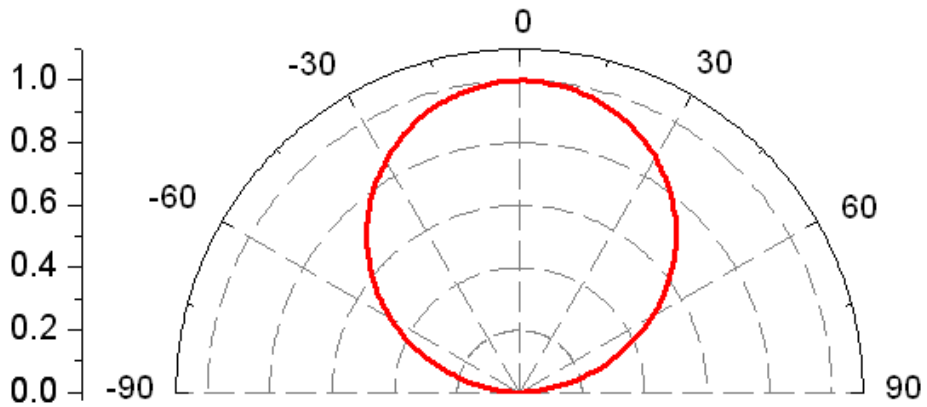


Board Temperature vs. Forward Voltage ($I_f=700\text{mA}$)

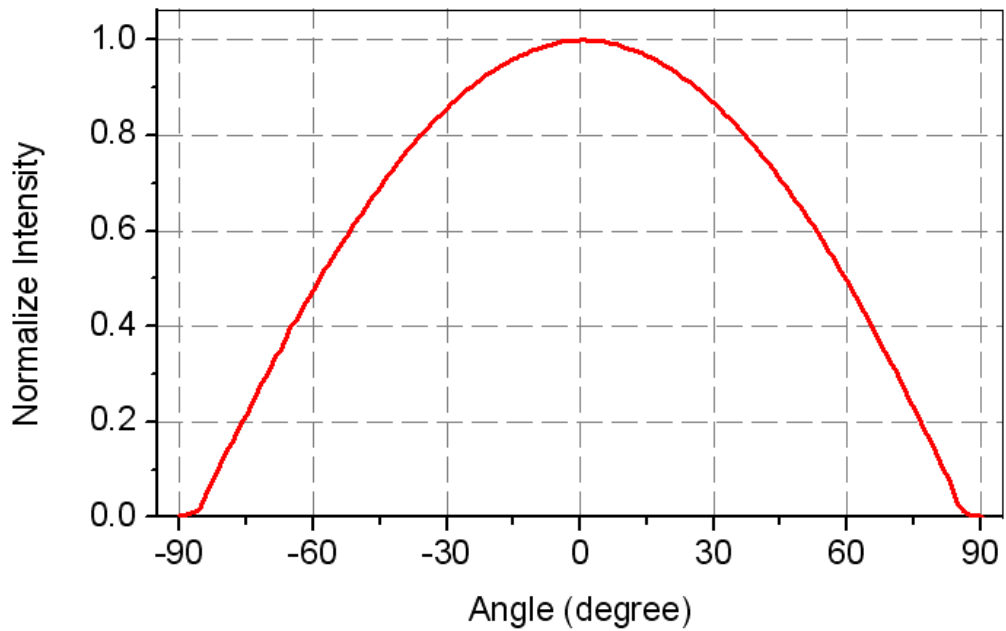


LUSTROUS[®]
GREEN TECHNOLOGY OF LIGHTINGS

Typical Angular Beam Profile, $T_j=25^\circ\text{C}$ *



View Angle: 120 degree



* Note1 : Detail beam profile data can be provided to certain qualified customers

LUSTRON V2

LUSTROUS[®]

GREEN TECHNOLOGY OF LIGHTINGS

Product Binning

Typical manufacturing processes of LED result in a variation in performance surrounding the typical data sheet values. In order to minimize variation in the end product of application, Lustrous bins its products for performance in luminous flux and chromaticity.

The tables below list the standard photometric bins for Lustrous LED (tested and binned at the indicated test current). **Product availability in a particular bin varies by product and production run. Please contact your Lustrous sales representative for further information regarding product availability.**

Binning Condition

Table.6

Color	Forward Current (mA)
Warm White	
Neutral White	700
Cool White	

Luminous Flux Binning Information *

LUSTRON V2

LUSTROUS[®]
GREEN TECHNOLOGY OF LIGHTINGS

Table.7

BIN Code	Lv (lm)	
	min.	max.
A	5	20
B	20	40
C	40	60
D	60	80
E	80	110
F	110	140
G	140	170
H	170	200
I	200	240
J	240	280
K	280	320

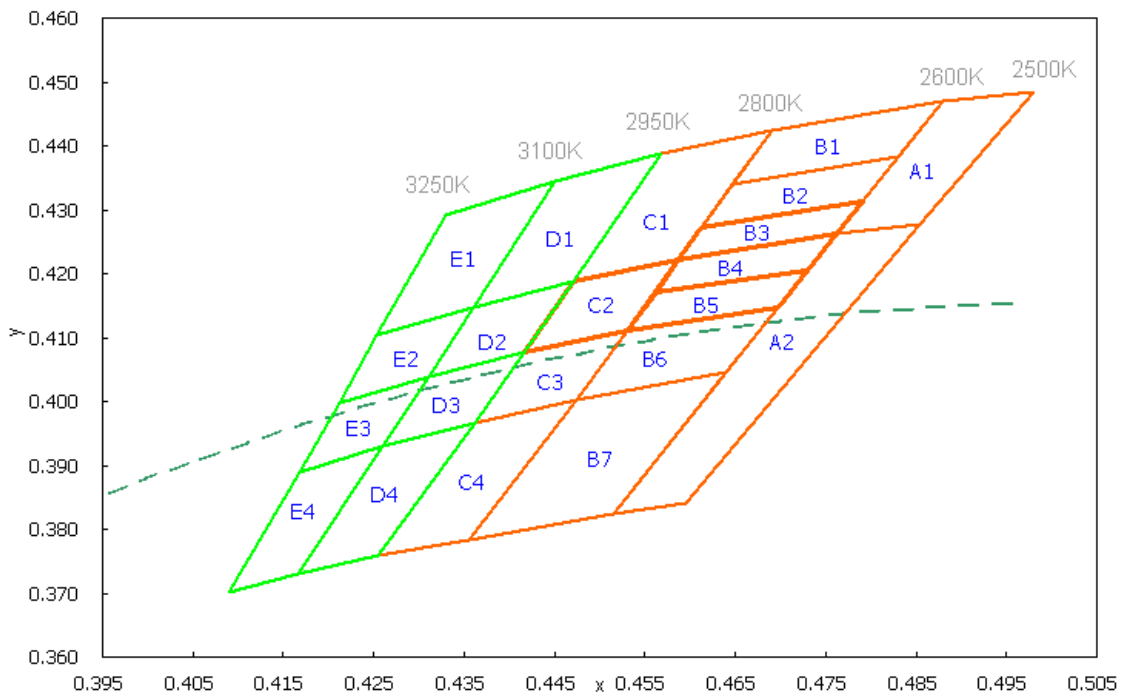
BIN Code	Lv (lm)	
	min.	max.
L	320	360
M	360	400
N	400	450
O	450	500
P	500	580
Q	580	660
R	660	740
S	740	860
T	860	980
U	980	1100
V	1100	1300

*Note: Luminous flux is measured in total power with tolerable errors of 10%.

Chromaticity Binning Information **

Warm White

Warm White BIN Table



**Note: Chromaticity is measured in Chromaticity Coordinate (CIE 1931-xy) with tolerable errors of +/-0.005.

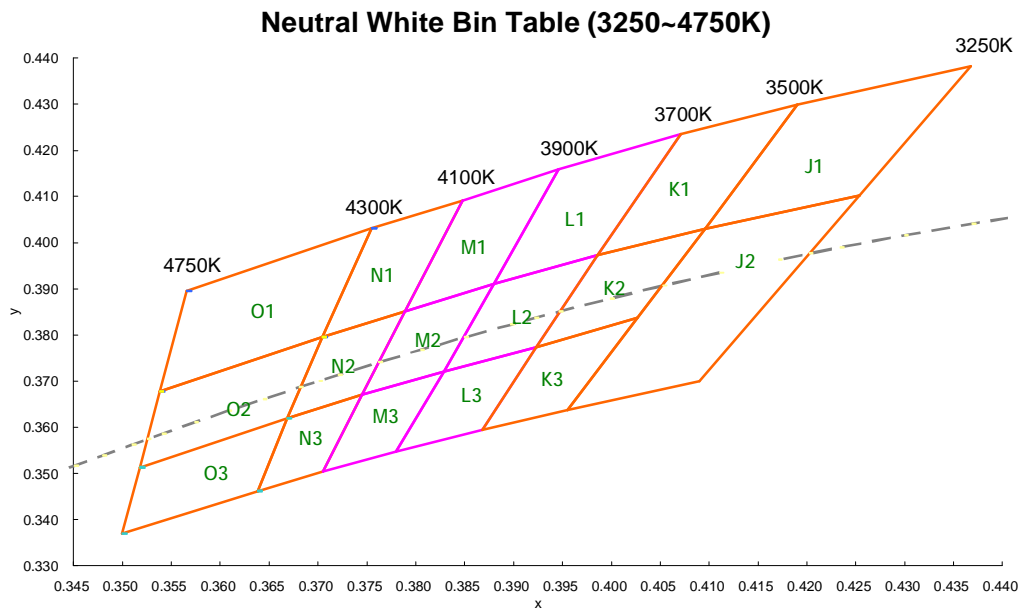
LUSTROUS[®]
GREEN TECHNOLOGY OF LIGHTINGS

Table.8

BIN Code	Chromaticity Coordinate (CIE 1931-xy)							
	x1	y1	x2	y2	x3	y3	x4	y4
A1	0.5002	0.4522	0.4901	0.4507	0.4762	0.4262	0.4854	0.4276
A2	0.4854	0.4276	0.4762	0.4262	0.4640	0.4045	0.4726	0.4060
A3	0.4726	0.4060	0.4640	0.4045	0.4478	0.3764	0.4561	0.3781
B1	0.4901	0.4507	0.4709	0.4463	0.4647	0.4340	0.4831	0.4383
B2	0.4831	0.4383	0.4647	0.4340	0.4613	0.4272	0.4791	0.4314
B3	0.4791	0.4314	0.4613	0.4272	0.4587	0.4222	0.4762	0.4262
B4	0.4762	0.4262	0.4587	0.4222	0.4563	0.4172	0.4730	0.4205
B5	0.4730	0.4205	0.4563	0.4172	0.4531	0.4110	0.4697	0.4147
B6	0.4697	0.4147	0.4531	0.4110	0.4474	0.4002	0.4640	0.4045
B7	0.4640	0.4045	0.4474	0.4002	0.4405	0.3873	0.4560	0.3908
B8	0.4560	0.3908	0.4405	0.3873	0.4328	0.3731	0.4478	0.3764
C1	0.4709	0.4463	0.4585	0.4425	0.4470	0.4187	0.4587	0.4222
C2	0.4587	0.4222	0.4470	0.4187	0.4417	0.4076	0.4531	0.4110
C3	0.4531	0.4110	0.4417	0.4076	0.4362	0.3967	0.4474	0.4002
C4	0.4474	0.4002	0.4362	0.3967	0.4300	0.3845	0.4405	0.3873
C5	0.4405	0.3873	0.4300	0.3845	0.4229	0.3706	0.4328	0.3731
D1	0.4585	0.4425	0.4466	0.4382	0.4360	0.4148	0.4470	0.4187
D2	0.4470	0.4187	0.4360	0.4148	0.4311	0.4039	0.4417	0.4076
D3	0.4417	0.4076	0.4311	0.4039	0.4260	0.3930	0.4362	0.3967
D4	0.4362	0.3967	0.4260	0.3930	0.4205	0.3813	0.4300	0.3845
D5	0.4300	0.3845	0.4205	0.3813	0.4142	0.3678	0.4229	0.3706
E1	0.4450	0.4345	0.4360	0.4148	0.4254	0.4103	0.4330	0.4293
E2	0.4360	0.4148	0.4311	0.4039	0.4211	0.3999	0.4254	0.4103
E3	0.4311	0.4039	0.4260	0.3930	0.4168	0.3890	0.4211	0.3999
E4	0.4260	0.3930	0.4167	0.3730	0.4090	0.3700	0.4168	0.3890

LUSTRON V2

Neutral White



LUSTROUS[®]
GREEN TECHNOLOGY OF LIGHTINGS

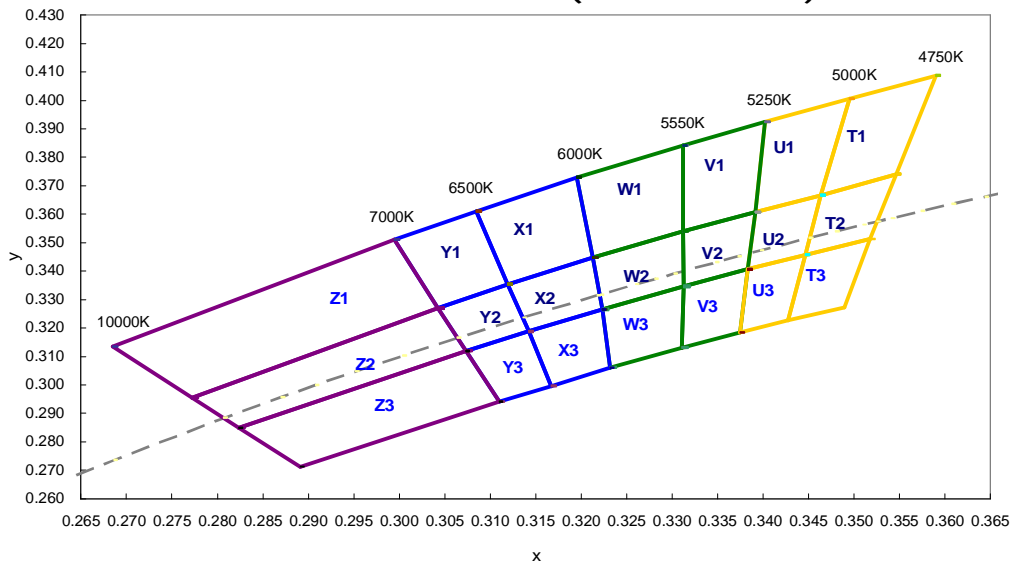
Table.9

BIN Code	Chromaticity Coordinate (CIE 1931-xy)							
	x1	y1	x2	y2	x3	y3	x4	y4
J1	0.4368	0.4382	0.4254	0.4103	0.4096	0.4030	0.4190	0.4299
J2	0.4254	0.4103	0.4090	0.3700	0.3955	0.3638	0.4096	0.4030
K1	0.4190	0.4299	0.4096	0.4030	0.3986	0.3973	0.4071	0.4235
K2	0.4096	0.4030	0.4026	0.3837	0.3923	0.3774	0.3986	0.3973
K3	0.4026	0.3837	0.3955	0.3638	0.3868	0.3595	0.3923	0.3774
L1	0.4071	0.4235	0.3986	0.3973	0.3880	0.3910	0.3946	0.4160
L2	0.3986	0.3973	0.3923	0.3774	0.3829	0.3721	0.3880	0.3910
L3	0.3923	0.3774	0.3868	0.3595	0.3780	0.3547	0.3829	0.3721
M1	0.3946	0.4160	0.3880	0.3910	0.3789	0.3851	0.3848	0.4091
M2	0.3880	0.3910	0.3829	0.3721	0.3745	0.3670	0.3789	0.3851
M3	0.3829	0.3721	0.3780	0.3547	0.3705	0.3505	0.3745	0.3670
N1	0.3848	0.4091	0.3789	0.3851	0.3705	0.3795	0.3755	0.4031
N2	0.3789	0.3851	0.3745	0.3670	0.3668	0.3620	0.3705	0.3795
N3	0.3745	0.3670	0.3705	0.3505	0.3638	0.3462	0.3668	0.3620
O1	0.3755	0.4031	0.3705	0.3795	0.3538	0.3677	0.3566	0.3895
O2	0.3705	0.3795	0.3668	0.3620	0.3518	0.3513	0.3538	0.3677
O3	0.3668	0.3620	0.3638	0.3462	0.3500	0.3369	0.3518	0.3513

LUSTRON V2

Cool White

Cool White Bin Table (4750~10000K)



LUSTROUS[®]
GREEN TECHNOLOGY OF LIGHTINGS

Table.10

BIN Code	Chromaticity Coordinate (CIE 1931-xy)							
	x1	y1	x2	y2	x3	y3	x4	y4
T1	0.3590	0.4088	0.3546	0.3741	0.3463	0.3667	0.3495	0.4005
T2	0.3546	0.3741	0.3518	0.3513	0.3446	0.3458	0.3463	0.3667
T3	0.3518	0.3513	0.3490	0.3272	0.3428	0.3227	0.3446	0.3458
U1	0.3495	0.4005	0.3463	0.3667	0.3392	0.3608	0.3403	0.3924
U2	0.3463	0.3667	0.3446	0.3458	0.3383	0.3406	0.3392	0.3608
U3	0.3446	0.3458	0.3428	0.3227	0.3374	0.3184	0.3383	0.3406
V1	0.3403	0.3924	0.3392	0.3608	0.3313	0.3540	0.3313	0.3841
V2	0.3392	0.3608	0.3383	0.3406	0.3313	0.3346	0.3313	0.3540
V3	0.3383	0.3406	0.3374	0.3184	0.3311	0.3132	0.3313	0.3346
W1	0.3313	0.3841	0.3312	0.3540	0.3213	0.3448	0.3195	0.3730
W2	0.3313	0.3540	0.3313	0.3346	0.3223	0.3266	0.3213	0.3448
W3	0.3313	0.3346	0.3311	0.3132	0.3232	0.3061	0.3223	0.3266
X1	0.3195	0.3730	0.3213	0.3448	0.3119	0.3354	0.3085	0.3610
X2	0.3213	0.3448	0.3223	0.3266	0.3142	0.3188	0.3119	0.3354
X3	0.3223	0.3266	0.3232	0.3061	0.3167	0.2997	0.3142	0.3188
Y1	0.3085	0.3610	0.3119	0.3354	0.3042	0.3270	0.2995	0.3510
Y2	0.3119	0.3354	0.3142	0.3188	0.3073	0.3120	0.3042	0.3270
Y3	0.3142	0.3188	0.3167	0.2997	0.3110	0.2941	0.3073	0.3120
Z1	0.2995	0.3510	0.3042	0.3270	0.2772	0.2955	0.2685	0.3135
Z2	0.3042	0.3270	0.3073	0.3120	0.2824	0.2850	0.2772	0.2955
Z3	0.3073	0.3120	0.3110	0.2941	0.2892	0.2713	0.2824	0.2850

LUSTRON V2

LUSTROUS[®]

GREEN TECHNOLOGY OF LIGHTINGS

Print Code Guideline

5 CL V0 - H - B3
 1 2 3 4 5
A XX 09 34 XXXX
 6 7 8 9 10

Table.11

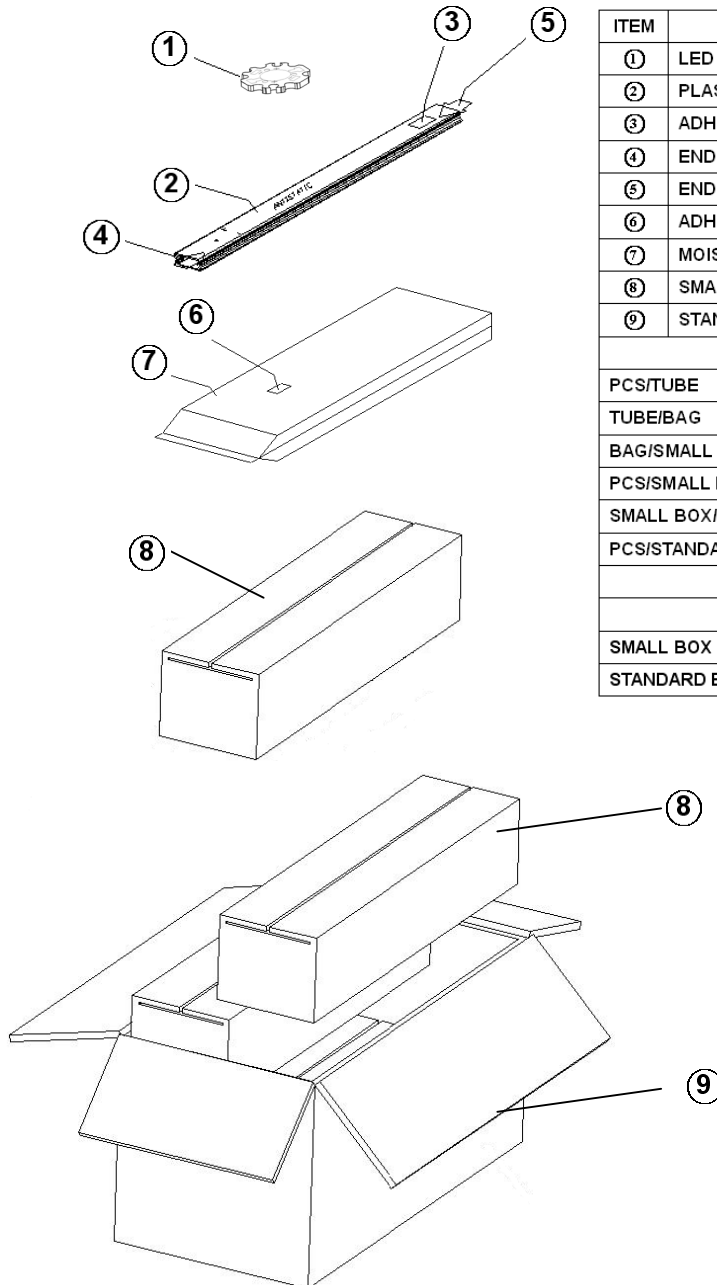
1 Power	2 Color	3 Vf	4 Luminous Flux	5 Chromaticity
5: 5W	CL: Warm White MW: Neutral White NW: Cool White	V0: Without Binned	See Bin Code Definition	See Bin Code Definition

6 Operating Condition	7 Internal Code	8 Year	9 Week	10 Internal Code
A: 7V, 700mA		09 : 2009 10 : 2010 11 : 2011	01 : 01 st Week 20 : 20 th Week 45 : 45 th Week	

LUSTRON V2

LUSTROUS[®]
GREEN TECHNOLOGY OF LIGHTINGS

Standard Packaging



ITEM	DESCRIPTION	
①	LED	
②	PLASTIC TUBE	
③	ADHESIVE MAIN LABEL	
④	END-PLUG WHITE	
⑤	END-PLUG BLACK	
⑥	ADHESIVE MAIN LABEL	
⑦	MOISTURE BARRIER BAG	
⑧	SMALL BOX	
⑨	STANDARD BOX	
STACKING METHOD		
PCS/TUBE		20
TUBE/BAG		25
BAG/SMALL BOX		2
PCS/SMALL BOX		1000
SMALL BOX/STANDARD BOX		4
PCS/STANDARD BOX		4000
SIZE AND WEIGHT		
	SIZE(mm ³)	WEIGHT(kg)
SMALL BOX	560×130×130	2.8±0.5
STANDARD BOX	580×280×280	11.9±0.5

LUSTRON V2

Precaution for Use

Over-current Proof

1. Customer must not drive the LEDs with reverse current and should apply resistors for extra protection.
2. The maximum overshoot of driving current should be limited under normal driving current * 1.3 times.
3. The ripple of driving current should not be over +/-10% of normal driving current.
4. The typical driving current for this series is 700 mA.
5. When driving the products, the clamp voltage must be set at 9V in driver.

Storage

1. Do not open the moisture barrier bag (MBB) before the products are ready to be used.
2. Storage Condition (before opening the MBB) :
 - I Storage Temperature: -40~90°C
 - I Relative Humidity < 90% RH
 - I Please re-seal the MBB when storing longer than 3 weeks.
 - I The products should be used within half of a year.
3. Storage Condition (after opening the MBB) :
 - I Storage Temperature: -40~90°C
 - I Relative Humidity < 90% RH
 - I The products should be used (assembled) as soon as possible after opening the MBB. Otherwise, LED must be baked at 80+/-5°C , 24 hours before handling and assembling.

Handling

1. Do not touch the lighting area during handling and assembling.

LUSTROUS[®]

GREEN TECHNOLOGY OF LIGHTINGS

Company Information

Lustrous Technology, founded in 2004, endeavors to bring a new era of solid-state lighting. Our R&D development center and production facilities are based in Taiwan, famous island for IT technology in the world. Our products are well designed in both performance and reliability. Lustrous is one of the leading high-power LED manufacturer and solution provider in the world.

**Lustrous Technology may make process and material changes affecting performance and characteristics of our products without further notice. These products supplied after changes will continue to meet published specifications, but may not be identical to products supplied as samples or under prior orders.



LUSTROUS TECHNOLOGY LTD
Green Technology of Lightings

Website: www.LUSTROUS.com.tw

Email: sales@lustrous.com.tw

Tel: +886-2-8647-2862

Fax: +886-2-8647-2863

Address: 5F, No 212-1, Sec.3, Datong Rd, Shiji City, Taipei County
221, Taiwan

All rights reserved. Product specifications are subject to change without further notice.

LUSTRON V2