

*High Power Solid-State LED Light Source*

# LUSTRON X3

## Introduction

For a brighter solid-state light source, Lustrous Technology is proud to release the new **LUSTRON X3**. Ideal for your wide range of lumen output, **LUSTRON X3** has the ability to generate from 500 lumens to 1,000 lumens for different purposes. The **LUSTRON X3** is energy efficient, and provides you the best lifetime performance over 30,000 hours. **LUSTRON X3** is a very powerful LED product which can be used for all types of Commercial and Architectural applications.

Note: To optimize the performance and lifetime, please maintain a constant current of less than the indicated  $T_b$  at 50° C.

**LUSTRON X3**

---

**LUSTRON X3 Part Number Matrix**

Table.1

<b>Color</b>	<b>P/N</b>
Warm White	L310CLCNBA
	L310CLIGBA
Neutral White	L310MWCNCA
	L310MWIGCA
Cool White	L310NWCNDA
	L310NWIGDA

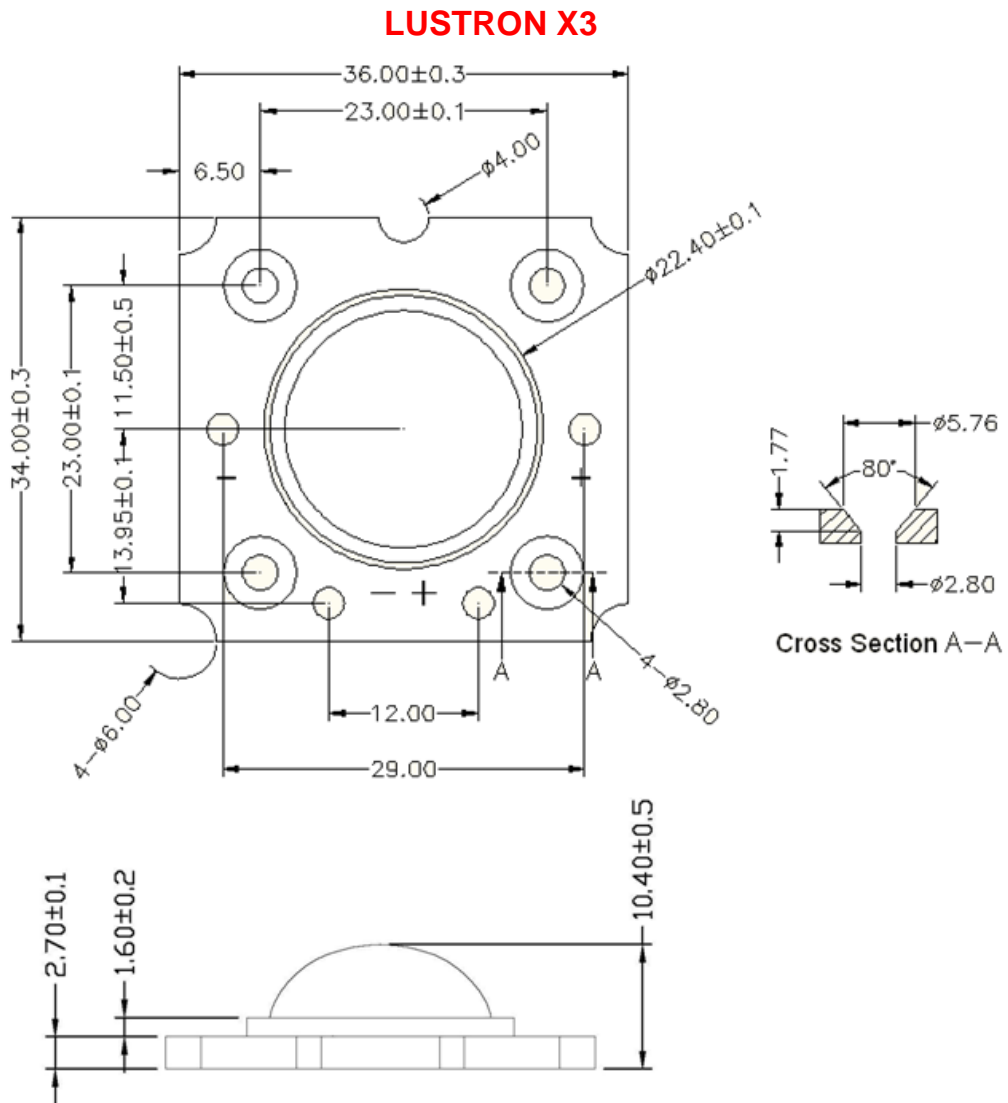
**LUSTRON X3 Material**

Chip Material	GaN Base
---------------	----------

**LUSTRON X3 Chips Array**

9 Chips Array
---------------

**Mechanical Dimensions**



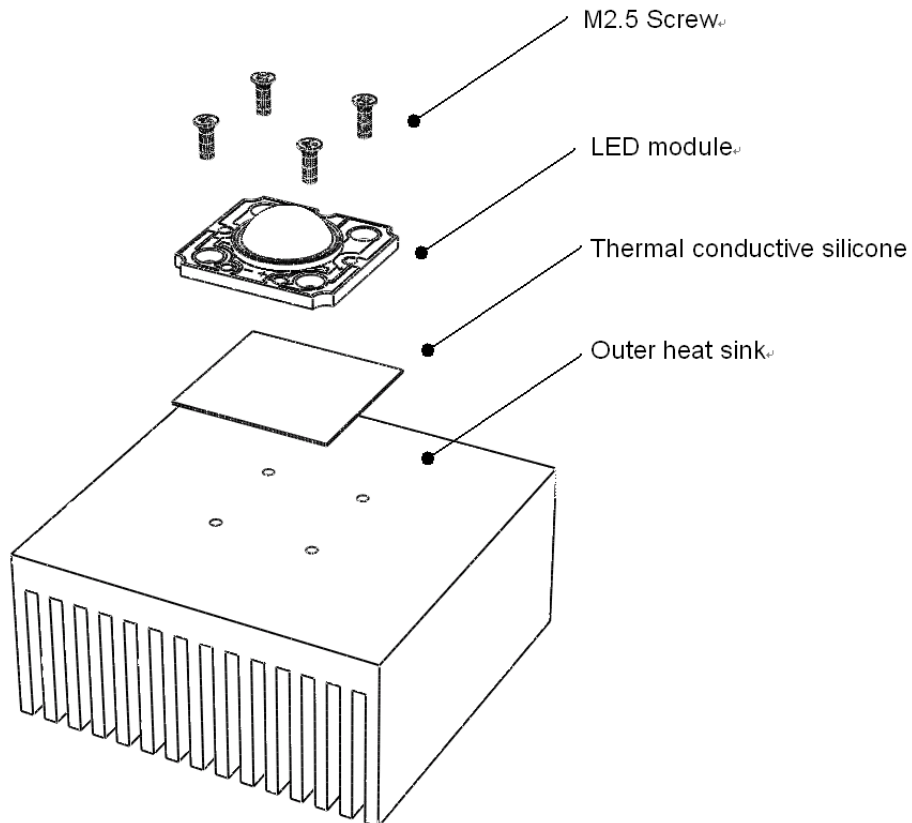
Note: These drawings are not for scale. All dimensions are in millimeters.

---

**LUSTROUS**<sup>®</sup>

*GREEN TECHNOLOGY OF LIGHTINGS*

### Recommended installation screw pitch



#### **Warning:**

**Do not** touch the lighting surface area during installation.

**LUSTRON X3**

---

**LUSTROUS**<sup>®</sup>  
GREEN TECHNOLOGY OF LIGHTINGS

**Flux Characteristics at 1050mA (L310XXCNXX) and at 350mA (L310XXIGXX), Junction Temperature T<sub>j</sub> = 25<sup>o</sup>C**

Table.2

Color	Luminous flux (lm)		
	Minimum	Typical	Maximum
Warm White (2700K)	500 lm	600 lm	750 lm
Neutral White (4000K)	600 lm	720 lm	900 lm
Cool White (5700K)	660 lm	900 lm	1000 lm

Note1: Luminous flux is measured in total power with a tolerance rate of +/- 10%. Minimum luminous flux performance is guaranteed from the above data.

Note2: Higher luminous flux will be available in the future.

### Optical Characteristics

Table.3

Color	λ <sub>d</sub> ( nm ) or CCT( K)			Viewing Angle (degrees)	CRI
	Min	Typ	Max		
Warm White	2500K	2700K	3250K	~125	85
Neutral White	3250K	4000K	4750K		75
Cool White	4750K	6000K	10000K		65

Note: CRI value is measure with a tolerance rate of +/- 10%.

**LUSTRON X3**

## Electrical Characteristics

Table.4  
L310XXCNXX

Color	Forward Voltage (V) for 1050 mA forward current		
	Min	Typ	Max
Warm White			
Neutral White	9.4	10.5	11.5
Cool White			

L310XXIGXX

Color	Forward Voltage (V) for 350 mA forward current		
	Min	Typ	Max
Warm White			
Neutral White	28.2	31.5	34.5
Cool White			

Note1: Lustrous Technology allows a tolerance rate of +/- 10% for Lustrous products voltage measurement.

Note2: All figures are measured from the above forward current at 350mA and 1050mA.

## Absolute Maximum Ratings

Table.5  
**L310XXCNXX**

Parameters	For 1050mA forward current	
	Warm White/ Neutral White/Cool White	
Advised DC Forward Current (mA)	1050	
Max. DC Forward Current (mA)	1400	
LED Junction Temperature (°C)	< 125	
ESD Sensitivity	+/- 4kV (HBM)	
Thermal Resistance (°C/W)	~2	
Operating Temperature (°C)	-20 ~ +80	
Storage Temperature (°C)	-20 ~ +80	
Soldering Temperature (°C)	260 (duration should be less than 5 seconds)	

**L310XXIGXX**

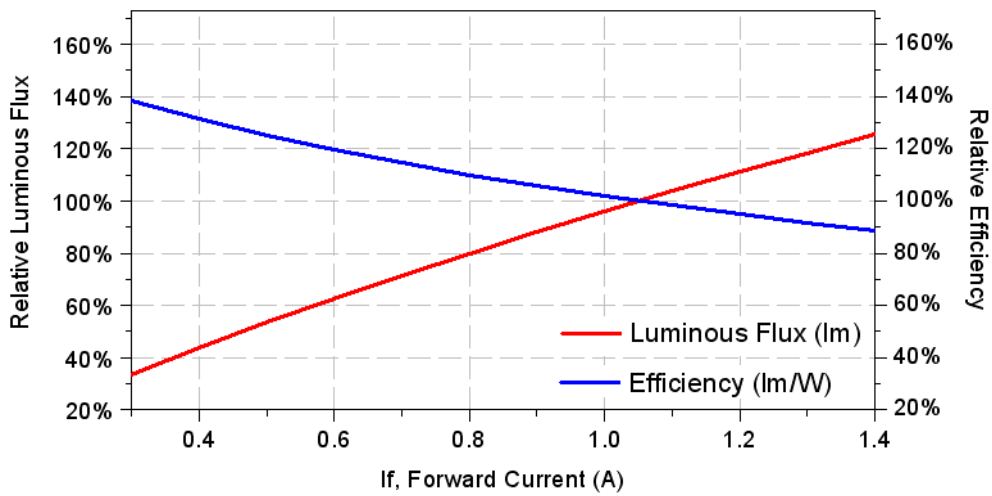
Parameters	For 350mA forward current	
	Warm White/ Neutral White/ Cool White	
Advised DC Forward Current (mA)	350	
Max. DC Forward Current (mA)	400	
LED Junction Temperature (°C)	< 125	
ESD Sensitivity	+/- 4kV (HBM)	
Thermal Resistance (°C/W)	~2	
Operating Temperature (°C)	-20 ~ +80	
Storage Temperature (°C)	-20 ~ +80	
Soldering Temperature (°C)	260 (duration should be less than 5 seconds)	

Note1: To avoid exceeding the maximum junction temperature, please set the forward current with caution.

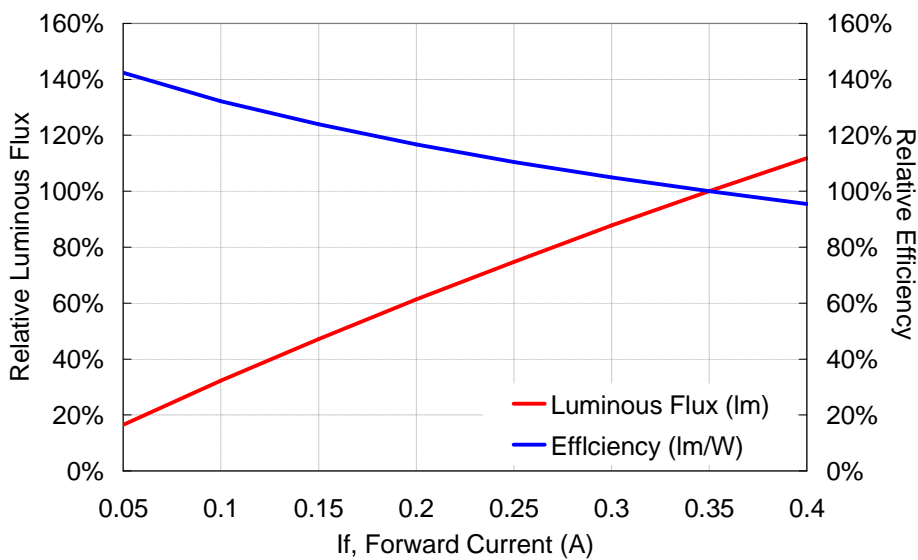
Note2: If you decide to set the maximum DC current for Lustrous products, please pay attention on the thermal design of your luminaries.

**Relative Intensity vs. Current (T<sub>j</sub> = 25°C)**

**L310XXCNXX**



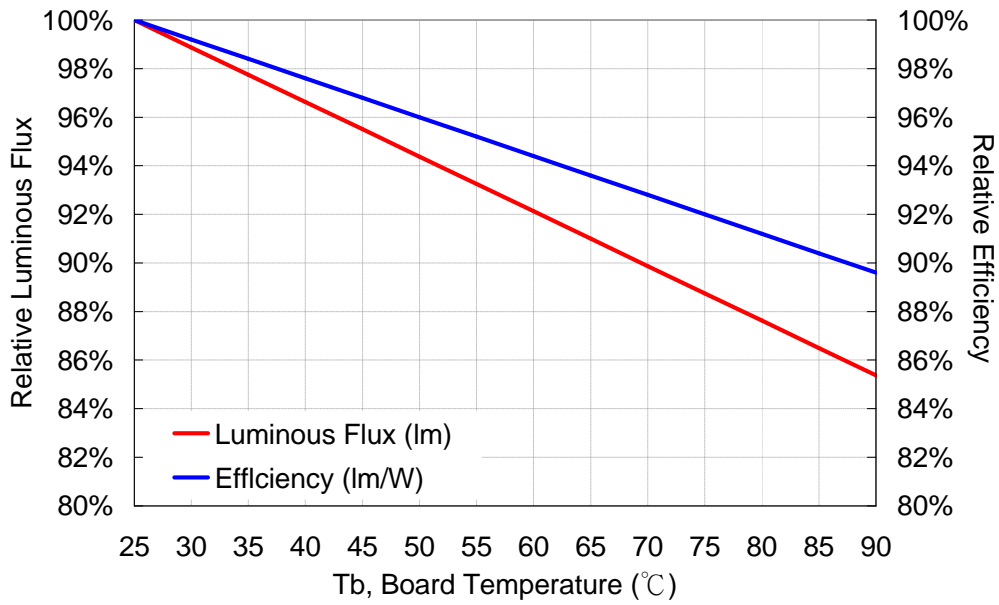
**L310XXIGXX**



---

**LUSTROUS**<sup>®</sup>  
GREEN TECHNOLOGY OF LIGHTINGS

**Photometric Output vs. Junction Temperature**

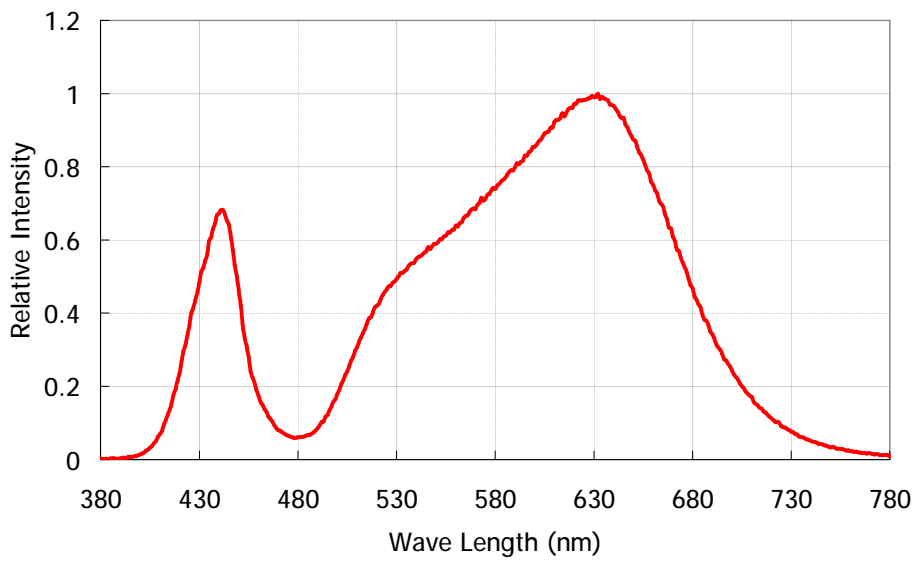


**LUSTRON X3**

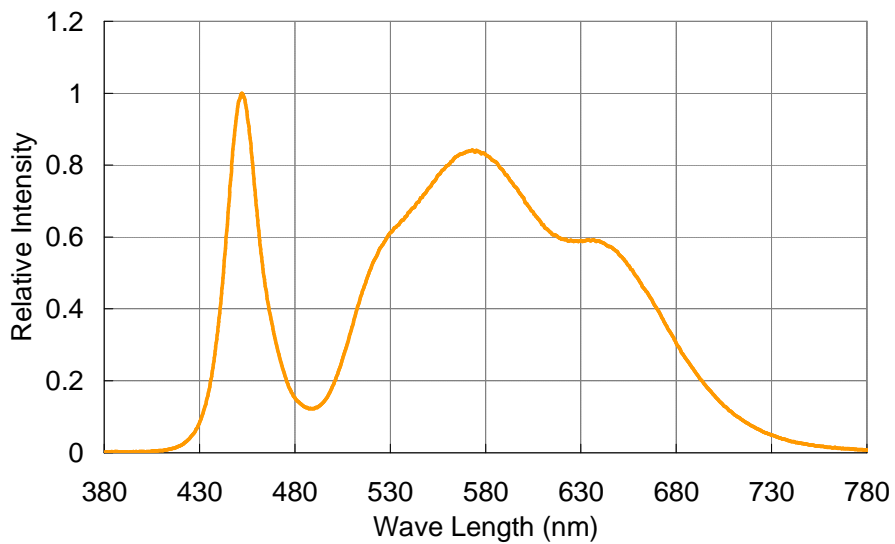
---

**Relative Spectral Power**

**Warm White (3000K)**



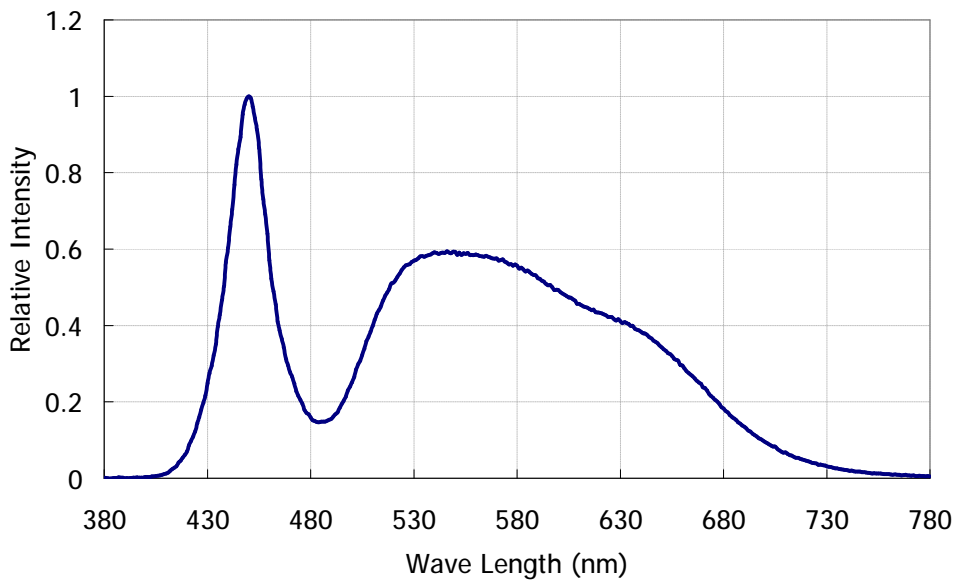
**Neutral White (4000K)**



---

**LUSTROUS**<sup>®</sup>  
*GREEN TECHNOLOGY OF LIGHTINGS*

**Cool White (5700K)**

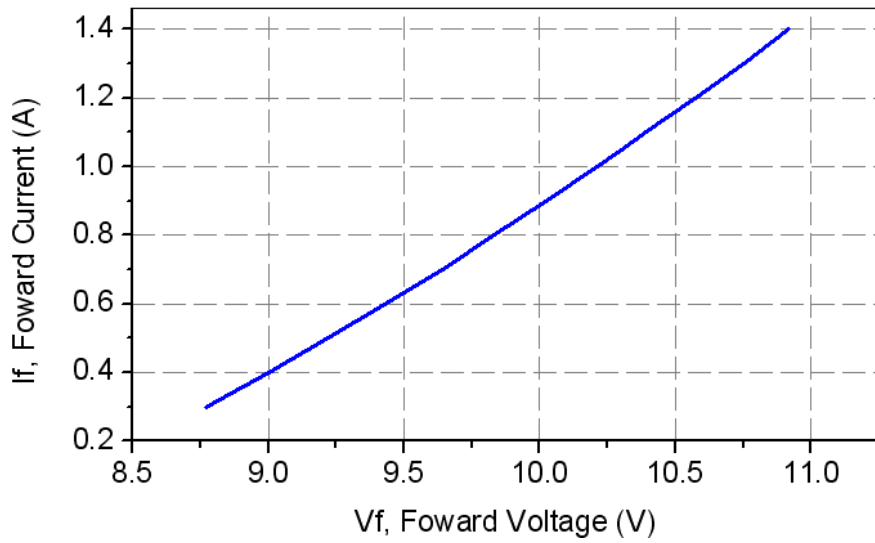


---

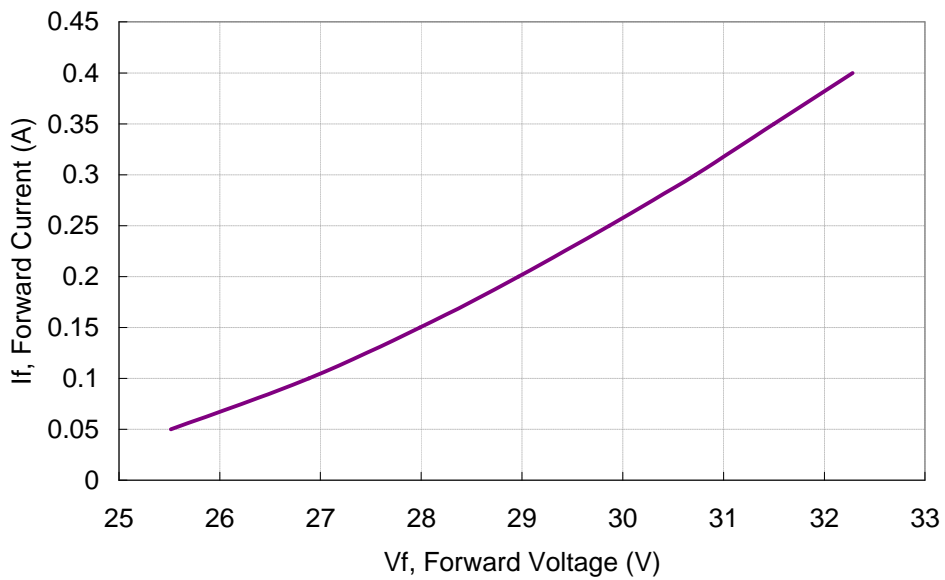
**LUSTRON X3**

**Forward Voltage vs. Current (T<sub>j</sub> = 25°C)**

**L310XXCNXX**

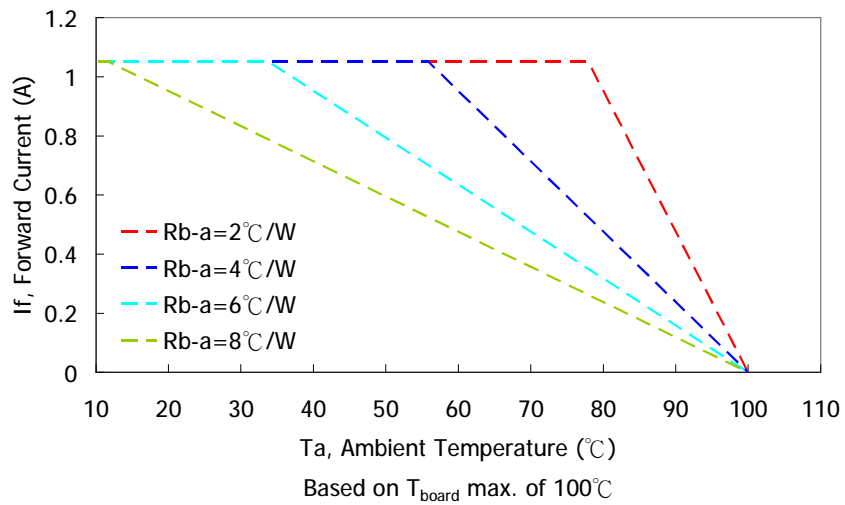


**L310XXIGXX**

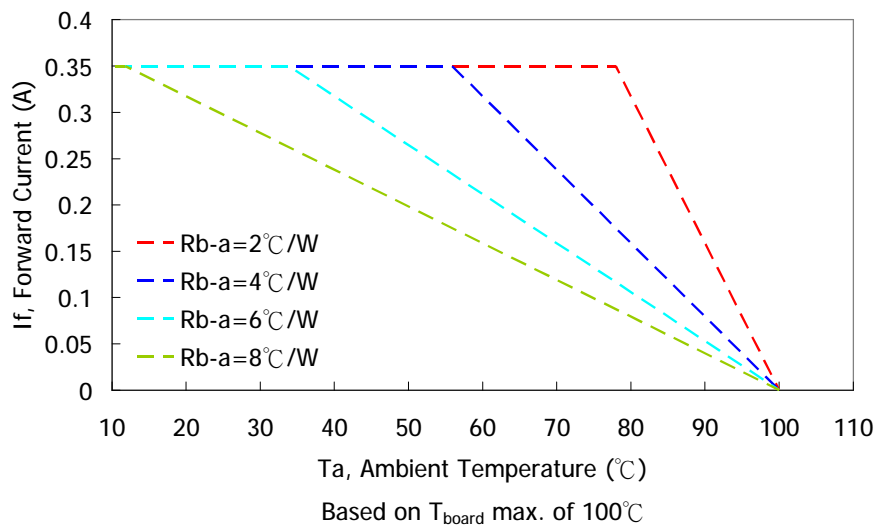


**Operating Curve (Max. permissible forward current)**

**L310XXCNXX**



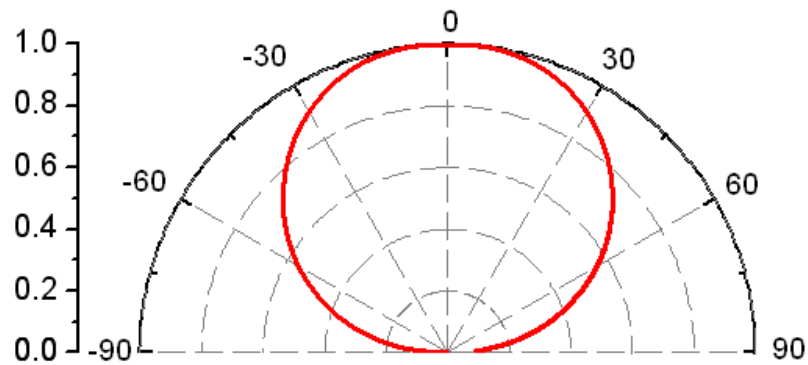
**L310XXIGXX**



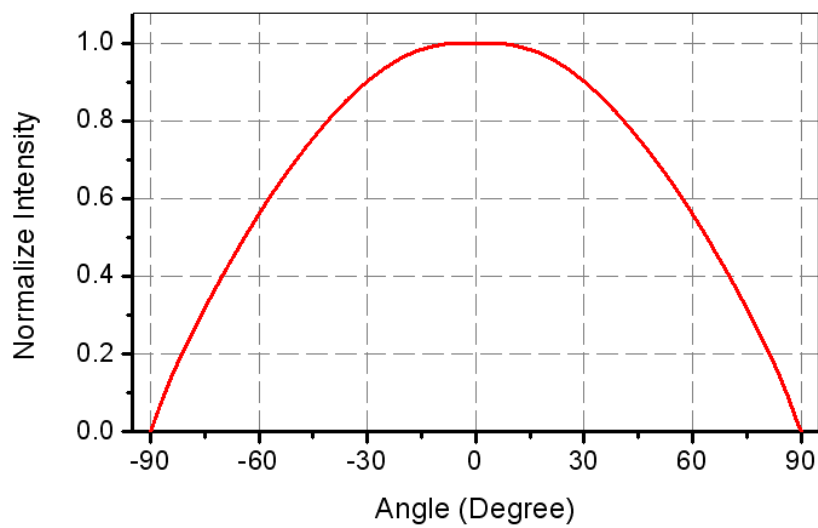
---

**LUSTROUS**<sup>®</sup>  
*GREEN TECHNOLOGY OF LIGHTINGS*

**Typical Angular Beam Profile, T<sub>j</sub>=25°C \***



**View Angle: 125 degree**



\* Note1 : Detail beam profile data can be provided to certain qualified customers

**LUSTRON X3**

---

## Product Binning

In the manufacturing process, there is a natural variation of specifications between LEDs. In order to minimize variation in the end product of application, Lustrous Technology uses the current ANSI code binning procedures to measure its products for performance in luminous flux and chromaticity.

The tables below list the standard photometric bins for Lustrous LED products (tested and binned at the indicated test current). **Product availability in a particular bin varies by product and production run. Please contact your Lustrous sales representative for further information regarding product availability.**

## Binning Condition

Table.6  
**L310XXCNXX**

Color	Forward Current (mA)
Warm White	
Neutral White	1050
Cool White	

**L310XXIGXX**

Color	Forward Current (mA)
Warm White	
Neutral White	350
Cool White	

**Luminous Flux Binning Information \***

Table.7

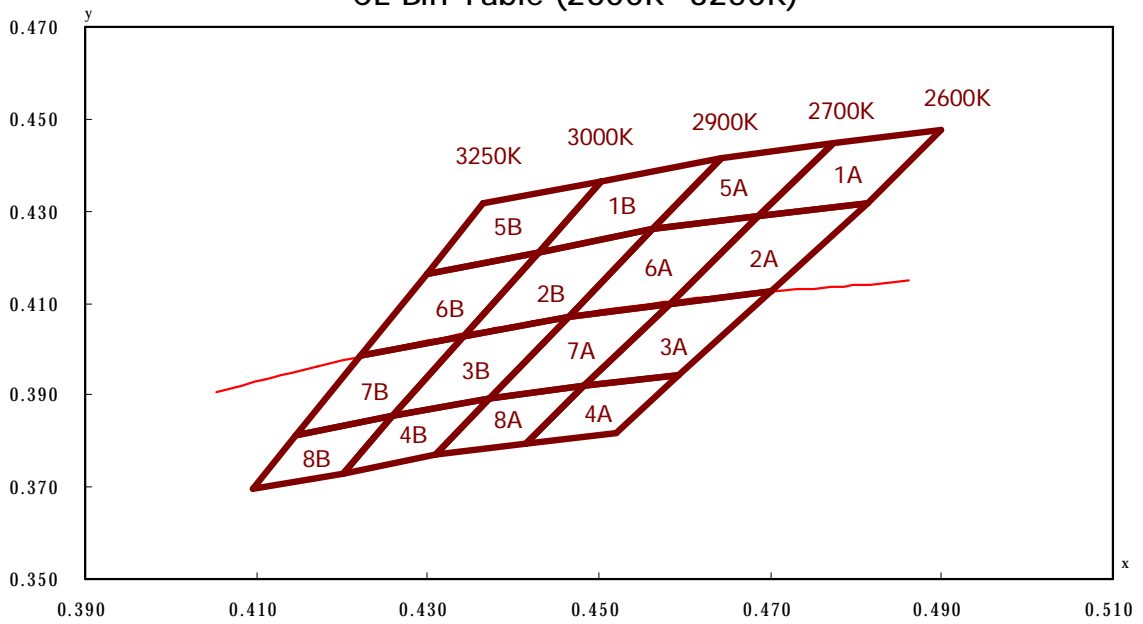
BIN Code	Lv (lm)	
	min.	max.
A	5	20
B	20	40
C	40	60
D	60	80
E	80	110
F	110	140
G	140	170
H	170	200
I	200	240
J	240	280
K	280	320

BIN Code	Lv (lm)	
	min.	max.
L	320	360
M	360	400
N	400	450
O	450	500
P	500	580
Q	580	660
R	660	740
S	740	860
T	860	980
U	980	1100
V	1100	1300

Note: Luminous flux is measured in total power with a tolerance rate of +/- 10%.

**Chromaticity Binning Information \*\***  
Warm White

CL Bin Table (2600K~3250K)



Note: Chromaticity is measured in Chromaticity Coordinate (CIE 1931-xy) with a tolerance rate of +/- 10%.

**LUSTROUS**<sup>®</sup>  
GREEN TECHNOLOGY OF LIGHTINGS

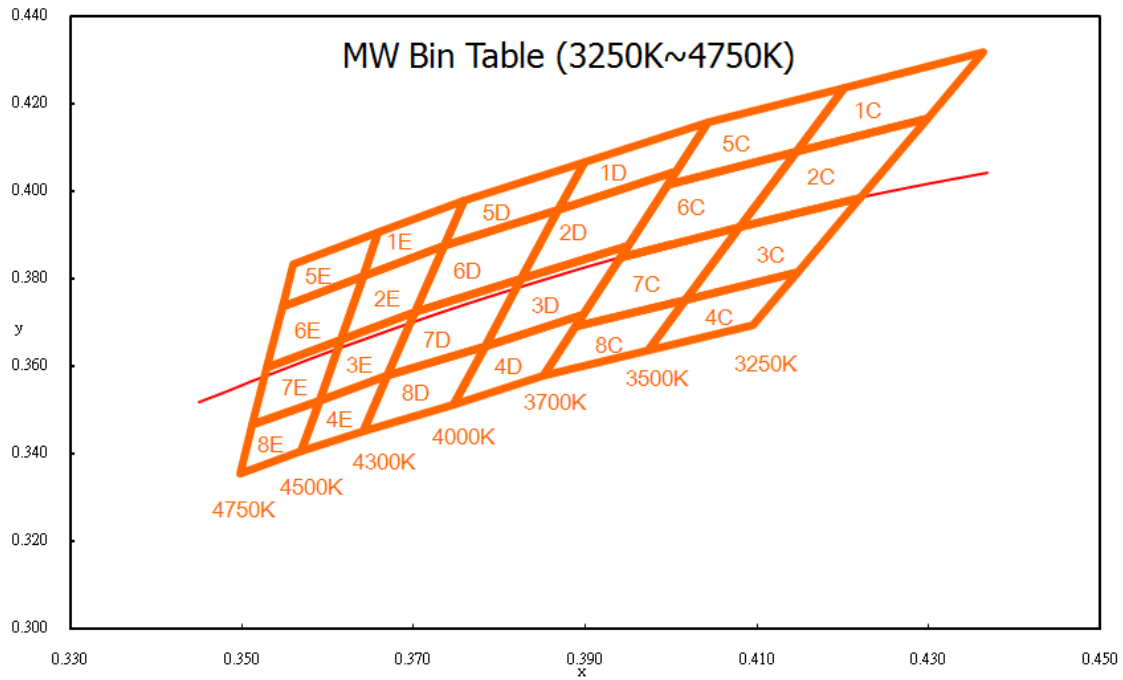
**Table.8**

Warm-White Bin Coordinates												
CCT (K)			BIN CODE	Chromaticity Coordinate (CIE 1931-xy)								
Min	Typ.	Max		x1	y1	x2	y2	x3	y3	x4	y4	
2600	2700	2900	A	1A	0.4687	0.4289	0.4774	0.4447	0.4900	0.4477	0.4813	0.4319
				2A	0.4582	0.4099	0.4687	0.4289	0.4813	0.4319	0.4700	0.4126
				3A	0.4483	0.3919	0.4582	0.4099	0.4700	0.4126	0.4593	0.3944
				4A	0.4414	0.3794	0.4483	0.3919	0.4593	0.3944	0.4519	0.3818
				5A	0.4562	0.4260	0.4642	0.4416	0.4774	0.4447	0.4687	0.4289
				6A	0.4465	0.4071	0.4562	0.4260	0.4687	0.4289	0.4582	0.4099
				7A	0.4373	0.3893	0.4465	0.4071	0.4582	0.4099	0.4483	0.3919
				8A	0.4309	0.3769	0.4373	0.3893	0.4483	0.3919	0.4414	0.3794
2900	3000	3250	B	1B	0.4430	0.4212	0.4503	0.4366	0.4642	0.4416	0.4562	0.4260
				2B	0.4342	0.4028	0.4430	0.4212	0.4562	0.4260	0.4465	0.4071
				3B	0.4259	0.3853	0.4342	0.4028	0.4465	0.4071	0.4373	0.3893
				4B	0.4201	0.3731	0.4259	0.3853	0.4373	0.3893	0.4309	0.3769
				5B	0.4299	0.4165	0.4364	0.4316	0.4503	0.4366	0.4430	0.4212
				6B	0.4221	0.3984	0.4299	0.4165	0.4430	0.4212	0.4342	0.4028
				7B	0.4147	0.3814	0.4221	0.3984	0.4342	0.4028	0.4259	0.3853
				8B	0.4095	0.3694	0.4147	0.3814	0.4259	0.3853	0.4201	0.3731

**LUSTRON X3**

**LUSTROUS**<sup>®</sup>  
GREEN TECHNOLOGY OF LIGHTINGS

**Neutral White**



**Table.9**

Natural White Bin Table												
CCT (K)			BIN CODE	Chromaticity Coordinate (CIE 1931-xy)								
Min	Typ.	Max		x1	y1	x2	y2	x3	y3	x4	y4	
3250	3500	3700	C	1C	0.4146	0.4089	0.4202	0.4235	0.4364	0.4316	0.4299	0.4165
				2C	0.4080	0.3916	0.4146	0.4089	0.4299	0.4165	0.4221	0.3984
				3C	0.4017	0.3751	0.4080	0.3916	0.4221	0.3984	0.4147	0.3814
				4C	0.3973	0.3635	0.4017	0.3751	0.4147	0.3814	0.4095	0.3694
				5C	0.3996	0.4015	0.4043	0.4157	0.4202	0.4235	0.4146	0.4089

**LUSTRON X3**

# LUSTROUS<sup>®</sup>

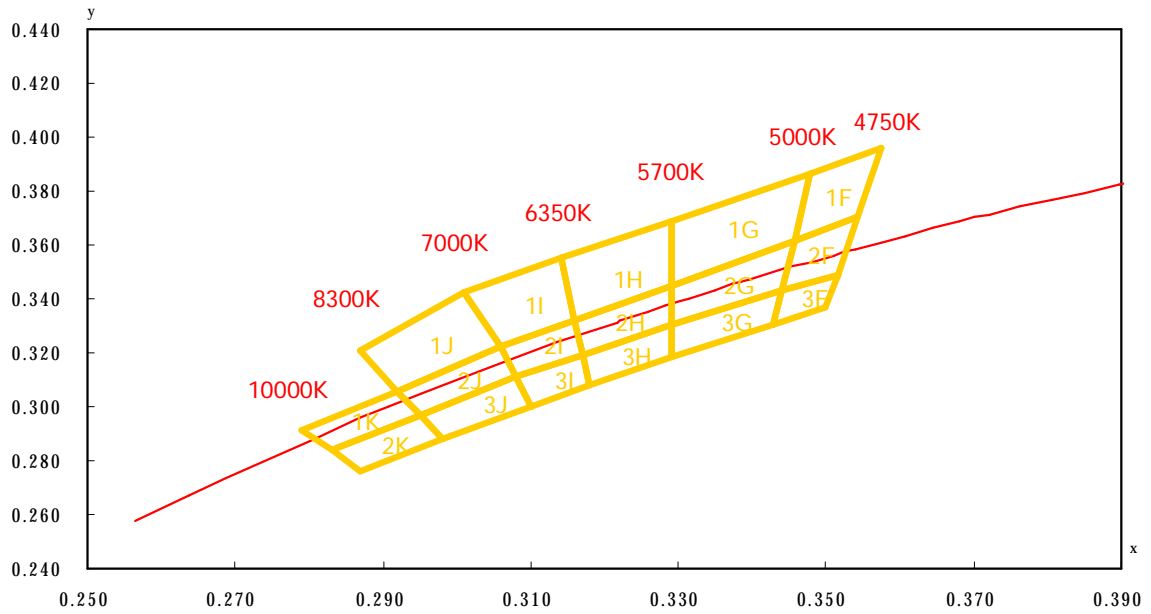
## GREEN TECHNOLOGY OF LIGHTINGS

				6C	0.3941	0.3848	0.3996	0.4015	0.4146	0.4089	0.4080	0.3916
				7C	0.3889	0.3690	0.3941	0.3848	0.4080	0.3916	0.4017	0.3751
				8C	0.3852	0.3578	0.3889	0.3690	0.4017	0.3751	0.3973	0.3635
3700	4000	4300	D	1D	0.3869	0.3958	0.3899	0.4066	0.4043	0.4157	0.4006	0.4044
				2D	0.3825	0.3798	0.3869	0.3958	0.4006	0.4044	0.3950	0.3875
				3D	0.3783	0.3646	0.3825	0.3798	0.3950	0.3875	0.3898	0.3716
				4D	0.3746	0.3513	0.3783	0.3646	0.3898	0.3716	0.3852	0.3578
				5D	0.3736	0.3874	0.3759	0.3978	0.3899	0.4066	0.3869	0.3958
				6D	0.3702	0.3722	0.3736	0.3874	0.3869	0.3958	0.3825	0.3798
				7D	0.3670	0.3578	0.3702	0.3722	0.3825	0.3798	0.3783	0.3646
				8D	0.3642	0.3450	0.3670	0.3578	0.3783	0.3646	0.3746	0.3513
4300	4500	4750	E	1E	0.3641	0.3804	0.3659	0.3904	0.3759	0.3978	0.3736	0.3874
				2E	0.3615	0.3659	0.3641	0.3804	0.3736	0.3874	0.3702	0.3722
				3E	0.3590	0.3521	0.3615	0.3659	0.3702	0.3722	0.3670	0.3578
				4E	0.3569	0.3407	0.3590	0.3521	0.3670	0.3578	0.3642	0.3450
				5E	0.3548	0.3736	0.3560	0.3832	0.3659	0.3904	0.3641	0.3804
				6E	0.3529	0.3597	0.3548	0.3736	0.3641	0.3804	0.3615	0.3659
				7E	0.3512	0.3465	0.3529	0.3597	0.3615	0.3659	0.3590	0.3521
				8E	0.3498	0.3355	0.3512	0.3465	0.3590	0.3521	0.3569	0.3407

## LUSTRON X3

**Cool White**

NW Bin Table (4750K~10000K)



**LUSTRON X3**

<sup>®</sup>  
**LUSTROUS**  
*GREEN TECHNOLOGY OF LIGHTINGS*

**Table.10**

Cool White Bin Table												
CCT (K)			BIN CODE	Chromaticity Coordinate (CIE 1931-xy)								
Min	Typ.	Max		x1	y1	x2	y2	x3	y3	x4	y4	
4750	4850	5000	F	1F	0.3479	0.3867	0.3457	0.3617	0.3544	0.3704	0.3576	0.3957
				2F	0.3457	0.3617	0.3440	0.3429	0.3515	0.3487	0.3544	0.3704
				3F	0.3440	0.3429	0.3429	0.3307	0.3500	0.3371	0.3515	0.3487
5000	5300	5700	G	1G	0.3290	0.3690	0.3290	0.3450	0.3457	0.3617	0.3479	0.3867
				2G	0.3457	0.3617	0.3440	0.3429	0.3290	0.3300	0.3290	0.3450
				3G	0.3290	0.3300	0.3290	0.3180	0.3429	0.3307	0.3440	0.3429
5700	6000	6350	H	1H	0.3290	0.3690	0.3290	0.3450	0.3160	0.3320	0.3140	0.3550
				2H	0.3290	0.3450	0.3290	0.3300	0.3170	0.3190	0.3160	0.3320
				3H	0.3170	0.3190	0.3290	0.3300	0.3290	0.3180	0.3180	0.3080
6350	6500	7000	I	1I	0.3140	0.3550	0.3160	0.3320	0.3060	0.3220	0.3010	0.3420
				2I	0.3160	0.3320	0.3170	0.3190	0.3080	0.3110	0.3060	0.3220
				3I	0.3080	0.3110	0.3170	0.3190	0.3180	0.3080	0.3100	0.3000
7000	7650	8300	J	1J	0.3010	0.3420	0.3060	0.3220	0.2920	0.3060	0.2870	0.3210
				2J	0.3060	0.3220	0.3080	0.3110	0.2950	0.2970	0.2920	0.3060
				3J	0.2950	0.2970	0.3080	0.3110	0.3100	0.3000	0.2980	0.2880
8300	9000	10000	K	1K	0.2920	0.3060	0.2950	0.2970	0.2830	0.2840	0.2790	0.2910
				2K	0.2830	0.2840	0.2950	0.2970	0.2980	0.2880	0.2870	0.2760

**LUSTRON X3**

# LUSTROUS<sup>®</sup>

*GREEN TECHNOLOGY OF LIGHTINGS*

## Print Code Guideline

L3 10 NW C N C A  
 1 2 3 4 5 6 7

XXXXXXXXXXXXXXXXXX

8

V0 -Q -2B XX XX XX  
 9 10 11 12 13 14

Table.11

1 Type	2 Power	3 Color	4 Vf	5 Current	6 CRI
<b>L3</b>	<b>10</b> : 10W	<b>NW</b> : Cool White <b>MW</b> : Neutral White <b>CL</b> : Warm White	<b>C</b> : 10.5 V <b>I</b> : 31.5 V	<b>G</b> : 350 mA <b>N</b> : 1050 mA	<b>B</b> : 80~90 <b>C</b> : 70~80 <b>D</b> : 60~70

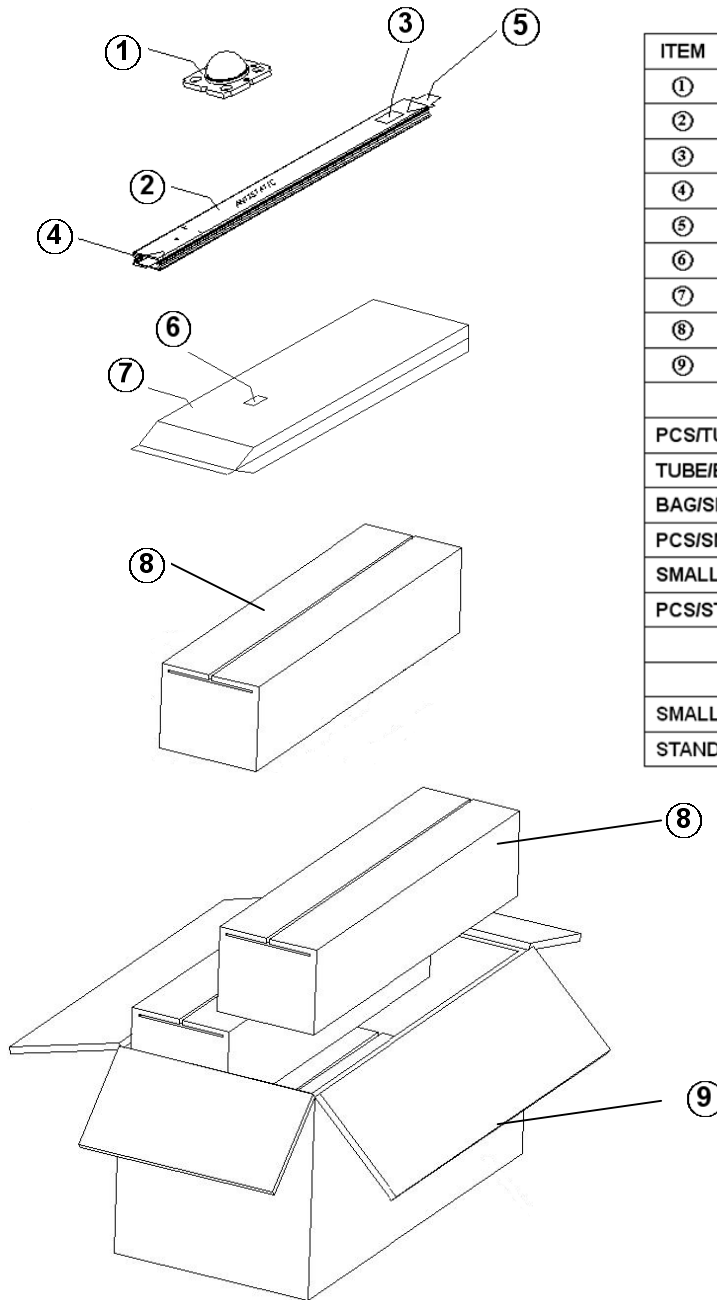
7 Customer Code	8 Internal Code	9 Bin Vf	10 Luminous Flux	11 Chromaticity
		<b>V0</b> : Without Binned	See Bin Code Definition	See Bin Code Definition

12 Year	13 Month	14 Week
<b>09</b> : 2009	<b>01</b> : January	<b>01</b> : 01 <sup>st</sup> Week
<b>10</b> : 2010	<b>05</b> : May	<b>20</b> : 20 <sup>th</sup> Week
<b>11</b> : 2011	<b>10</b> : October	<b>45</b> : 45 <sup>th</sup> Week

## LUSTRON X3

**LUSTROUS**<sup>®</sup>  
GREEN TECHNOLOGY OF LIGHTINGS

**Standard Packaging**



ITEM	DESCRIPTION	
①	LED	
②	PLASTIC TUBE	
③	ADHESIVE MAIN LABEL	
④	END-PLUG WHITE	
⑤	END-PLUG BLACK	
⑥	ADHESIVE MAIN LABEL	
⑦	MOISTURE BARRIER BAG	
⑧	SMALL BOX	
⑨	STANDARD BOX	
STACKING METHOD		
PCS/TUBE		10
TUBE/BAG		10
BAG/SMALL BOX		2
PCS/SMALL BOX		200
SMALL BOX/STANDARD BOX		4
PCS/STANDARD BOX		800
SIZE AND WEIGHT		
	SIZE(mm <sup>3</sup> )	WEIGHT(kg)
SMALL BOX	560x130x130	3.7±0.5
STANDARD BOX	580x280x280	15.5±0.5

**LUSTRON X3**

## Precaution for Use

### Over-current Proof

1. Do not reverse current the LEDs we suggest current limit resistors for extra protection.
2. The maximum overshoot current should be limited to 130% of normal drive current.
3. The ripple of driving current should not exceed +/-10% of normal driving current.
4. The typical driving current for this series is 1050 mA for L310XXCNXX and 350 mA for L310XXIGXX.
5. When driving the products, the clamp voltage must be set at 12V(L310XXCNXX) and 33V(L310XXIGXX) in driver.

### Storage

1. Do not open the Moisture Barrier Bag (MBB) before you are ready to install the LEDs.
2. Storage Condition (before opening the MBB) :
  - I Storage Temperature: -20~50°C
  - I Relative Humidity < 90% RH
  - I Please re-seal the MBB when storing longer than 3 weeks.
  - I The products should be used within half a year.
3. Storage Condition (after opening the MBB) :
  - I Storage Temperature: -20~50°C
  - I Relative Humidity < 90% RH
  - I The products should used or installed as soon as possible after opening the MBB. Otherwise, the LED product must be baked at 80+/-5°C, 24 hours before installation.

### Installation

Do not touch the lighting surface area during installation.

---

**LUSTROUS**<sup>®</sup>  
*GREEN TECHNOLOGY OF LIGHTINGS*

**Company Information**

Founded in 2004, Lustrous Technology endeavors to bring in a new era of Solid-State Lighting (SSL). In order to promote innovative new designs and maintain superior quality we have located our R&D and production facilities in Taiwan. Our commitment to excellence has helped us earn quality awards and unique patents in many countries, such as Taiwan and US. Our finest LED lighting products are designed to provide the best in performance and reliability for your next LED applications. Besides high power LED products, our professional and experienced R&D team also provides excellent secondary optical services for customers to solve any lens problems. After years of accomplishment, we have successfully established long-term and trustful worthy business relationships with several most prestigious corporations, such as Delta Electronics, Inc. and Neng Tyi Co., Ltd. If your company is considering any Lustrous products, feel free to contact our sales personnel for a brief introduction or arrange a tour of our ISO 9000 facility in Taiwan.

\*\*Lustrous Technology may make process and material changes affecting performance and characteristics of our products without further notice. These products supplied after changes will continue to meet published specifications, but may not be identical to products supplied as samples or under prior orders.



**LUSTROUS TECHNOLOGY LTD**  
Green Technology of Lightings

**Website:** [www.LUSTROUS.com.tw](http://www.LUSTROUS.com.tw)  
**Email:** [sales@lustrous.com.tw](mailto:sales@lustrous.com.tw)  
**Tel:** +886-2-8647-2862  
**Fax:** +886-2-8647-2863  
**Address:** 5F, No 212-1, Sec.3, Datong Rd, Shiji City, Taipei County 221,  
Taiwan

All rights reserved. Product specifications are subject to change without further notice.

**LUSTRON X3**

---