

KEY FEATURES

- U Bracket Switching Power Supply
- Universal Input: 85-265 VAC
- Single Output
- 5 VDC to 48 VDC Output
- 5700 VDC Input to Output Isolation
- 2-Years Product Warranty


ELECTRICAL SPECIFICATIONS

Model No.	AES60U-5S	AES60U-9S	AES60U-12S	AES60U-15S	AES60U-24S	AES60U-48S	
Max Output Wattage (W)	50W	60W	60W	60W	60W	60W	
Input	Voltage						85-265 VAC or 100-370 VDC
	Frequency (Hz)						47-65 Hz
	Current (Full load)						2 A max. (115 VAC) / 1 A max. (230 VAC)
	Inrush Current (<2ms)						30 A max. (115 VAC) / 50 A max. (230 VAC)
	Leakage Current						0.5 mA max.
Output	Voltage (V.DC.)	5V	9V	12V	15V	24V	48V
	Voltage Accuracy	±2%					
	Current (mA) max	10,000	6,660	5,000	4,000	2,500	1,250
	Line Regulation (LL-HL) (typ.)	±1%					
	Load Regulation (5-100%) (typ.)	±1%					
	Minimum Load	1%					
	Maximum Capacitive Load	470-23,000µF depending on model					
	Ripple	<0.2% Vout +40mV max (Vp-p)					
	Noise	<0.5% Vout +50mV max (Vp-p)					
	Efficiency (at 230V)	82%	84%	86%	86%	86%	86%
	Trim	±10%					
	Hold-up Time	10 ms min.					
	Switching Frequency	100 kHz					
Protection	Over Power Protection	Auto recovery					
	Over Voltage Protection	Zener diode clamp					
	Short Circuit Protection	Auto recovery					
Isolation	Input-Output (V.DC)	5700V					
	Input-FG (V.DC)	2900V					
	Output-FG (V.DC)	710V					
Environment	Operating Temperature	-40°C...+70°C (with derating)					
	Storage Temperature	-50°C...+85°C					
	Temperature coefficient	±0.02%/°C					
	Humidity	95% RH					
	MTBF	>130,000 h @ 25°C (MIL-HDBK-217F)					
Physical	Dimension (L x W x H)	4.13 x 2.28 x 1.5 Inches (105.0 x 58.0 x 38.1 mm) Tolerance ±0.5 mm					
	Weight	240 g					
	Cooling Method	Free air convection					
Safety	Agency Approvals	CE, UL (Pending)					
EMC	EMI (Conducted & Radiated Emission)	EN 55022 class B (Pending)					
	EMS (Noise Immunity)	EN 55024 (Pending)					

Ihr Vertriebspartner:

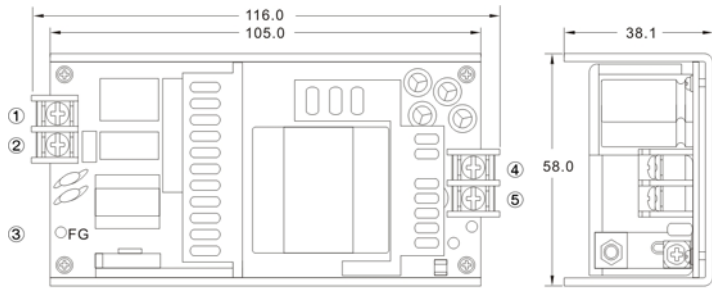
 POWER COMPONENTS

Inselkammerstraße 10
 D-82008 Unterhaching
 Tel.: +49 (0)89 614503 10
 Fax: +49 (0)89 614503 20
 E-Mail: power@hy-line.de
 URL: www.hy-line.de

All specifications valid at nominal input voltage, full load and +25°C after warm-up time unless otherwise stated.

Measured with 0.1µ 50V // 47µ 50V Ceramic Cap. Cross to output

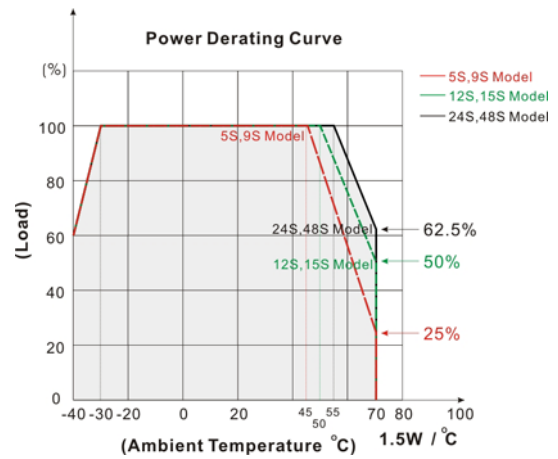
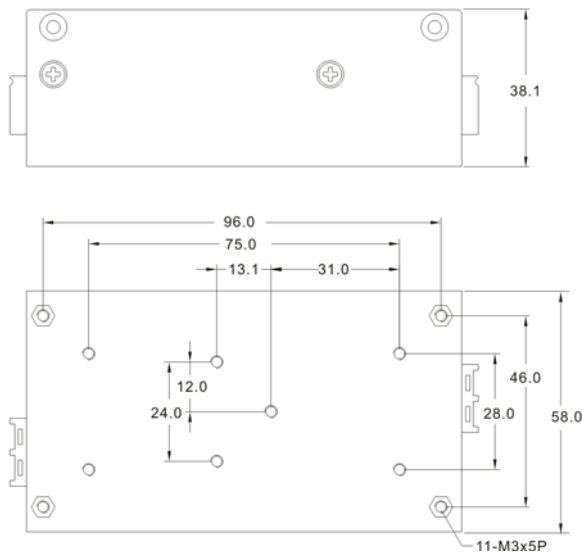
MECHANICAL DIMENSION (Top View)



Tolerance ± 0.5 mm

PIN#	SINGLE
1	AC IN (N)
2	AC IN (L)
3	FG
4	+DC OUT
5	-DC OUT

DERATING



BLOCK DIAGRAM

